

PARTS LIST

W800

V700

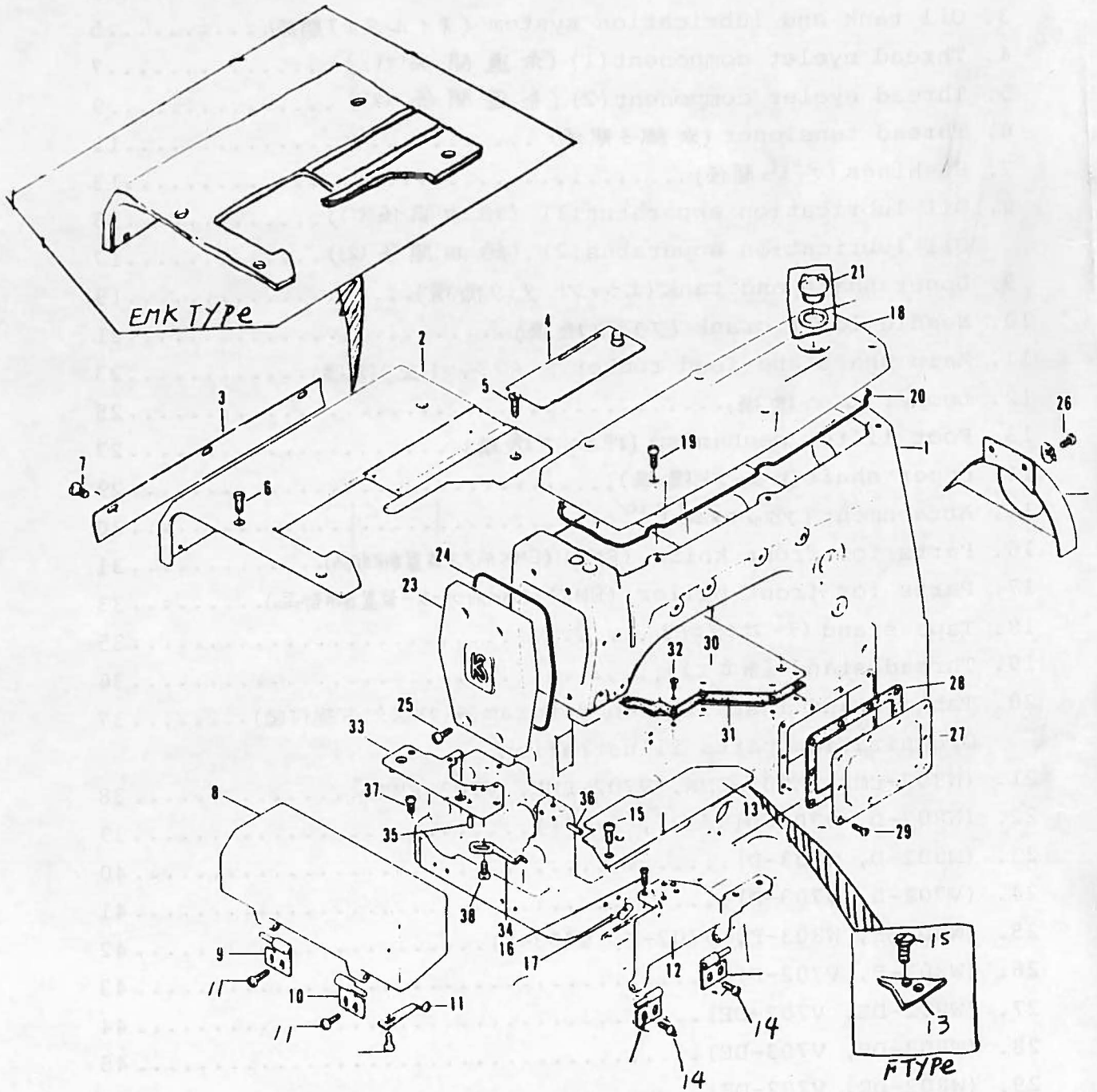
V708-D
V703-D
V702-DE
V703-DE
V702-F
V703-F
V702-EMK
V703-EMK

W802-D
W803-D
W802-DE
W803-DE
W802-F
W803-F
W802-EMK
W803-EMK

Contents

1. Housing components(1) (カバー関係(1))	1
2. Housing components(2) (カバー関係(2))	3
3. Oil tank and lubrication system (オイルタンク関係)	5
4. Thread eyelet component(1) (糸道関係(1))	7
5. Thread eyelet component(2) (糸道関係(2))	9
6. Thread tensioner (糸調子関係)	11
7. Bushings (ブッシュ関係)	13
8. Oil lubrication apparatus(1) (給油関係(1))	15
Oil lubrication apparatus(2) (給油関係(2))	17
9. Upper shaft and tank (上シャフトタンク機構)	19
10. Needle lever crank (フランク機構)	21
11. Main shaft and feed rocker (メインシャフト送り機構)	23
12. Looper (ルーバ機構)	25
13. Foot lifter mechanism (押え上げ機構)	27
14. Upper shaft (上シャフト機構)	29
15. Attachment (アタッチメント)	30
16. Parts for front knife (EMK) (EMK前メス装置専用部品)	31
17. Parts for front puller (EMK) (EMK前プーラー装置専用部品)	33
18. Tape stand (テープスタンド)	35
19. Thread stand (糸立て)	36
20. Table stand installation diagram (テーブルスタンド据付図)	37
Organization parts illustration	
21. (W302-EMK, W803-EMK, V702-EMK, V703-EMK)	38
22. (W802-D, V702-D(5/32", 1/8"))	39
23. (W302-D, W303-D)	40
24. (V702-D, V703-D)	41
25. (W802-F, W803-F, V702-F, V703-F)	42
26. (W302-F, V702-F)	43
27. (W302-DE, V702-DE)	44
28. (W303-DE, V703-DE)	45
29. (W302-DE, V702-DE)	46
30. Gauge list(1) (ゲージ表(1))	47
31. Gauge list(2) (ゲージ表(2))	48

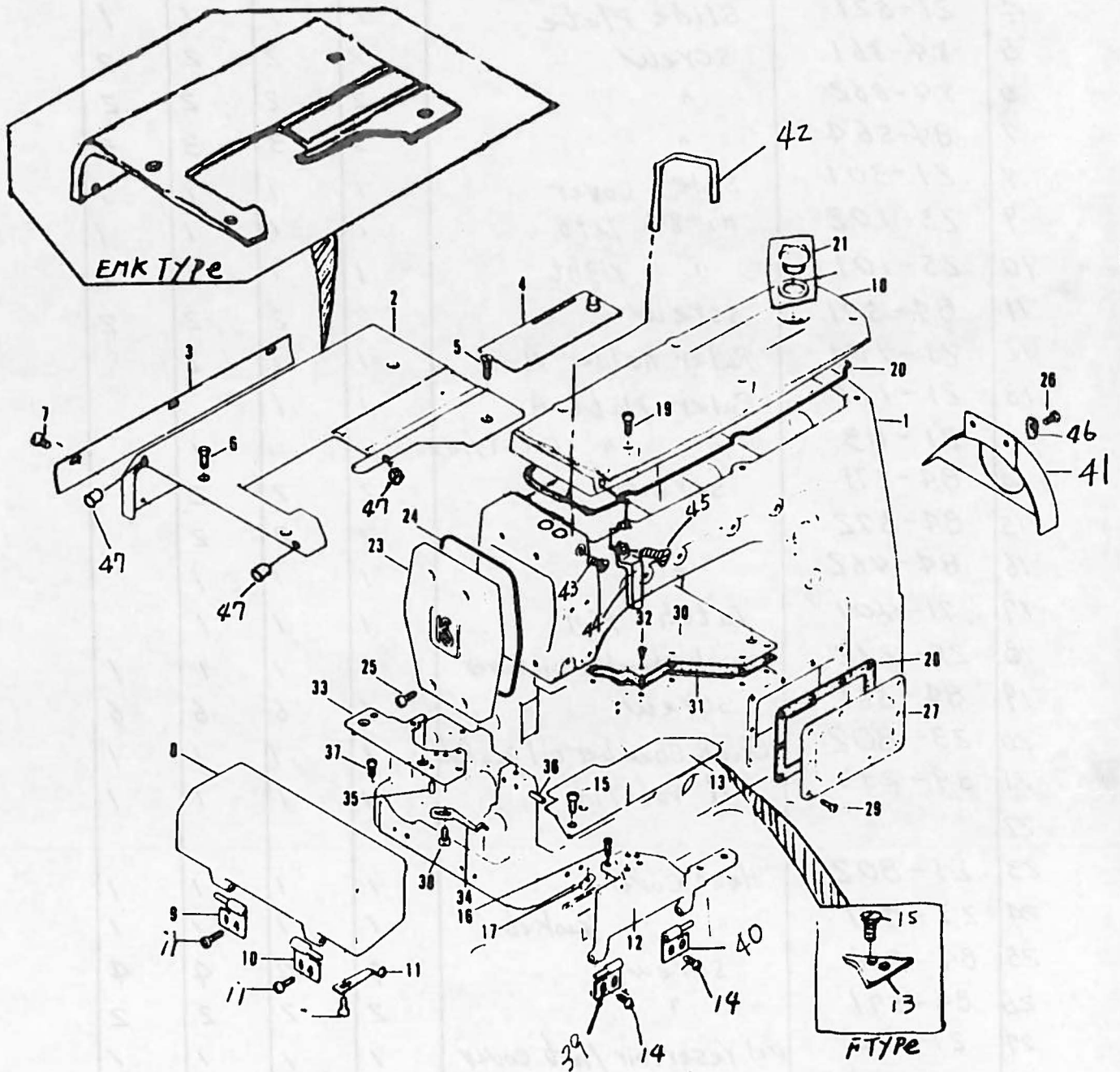
1. Housing components (1) (カバー関係(1))



1. Housing components(1)(カバー-関係(1))


Ref. No	Part No	Name	TYPE D	TYPE DE	TYPE F	TYPE EMK
1.	22-881	Arm bed	1	1	1	
	22-882	" (EMK)				1
2.	21-501	UPPER cloth Plate	1	1	1	
	21-502	" " (EMK)				1
3	21-441	UPPER Cloth Plate	1	1	1	1
4	21-521	Slide Plate	1	1	1	1
5	84-861	SCREW	2	2	2	2
6	84-862	"	2	2	2	2
7	84-564	"	3	3	3	3
8	21-301	Side Cover	1	1	1	1
9	25-102	Hinge left	1	1	1	1
10	25-101	" right	1	1	1	1
11	84-571	screw	2	2	2	2
12	21-101	Ruler holder A	1	1	1	
13	21-111	Ruler plate A	1	1		
	21-113	" " C (FTYPE)			1	
14	84-571	screw	2	2	2	
15	84-572	"	2	2	2	
16	84-462	"	1	1	1	
17	71-401	latch pin	1	1	1	
18	21-212	crank chamber oil cover	1	1	1	1
19	84-566	SCREW	6	6	6	6
20	23-802	crank chamber oil gasket	1	1	1	1
21	39-233	oil pot lid	1	1	1	1
22						
23	21-802	Head cover	1	1	1	1
24	23-801	" " gasket	1	1	1	1
25	84-566	screw	4	4	4	4
26	84-571	"	2	2	2	2
27	21-122	oil reservoir front cover	1	1	1	1
28	23-232	" " gasket	1	1	1	1
29	84-664	SCREW	10	10	10	10
30	21-519	oil reservoir top cover	1	1	1	1
31	23-230	" " gasket	1	1	1	1
32	84-661	screw	7	7	7	7

2. Housing components (2) (カバー関係 (2))

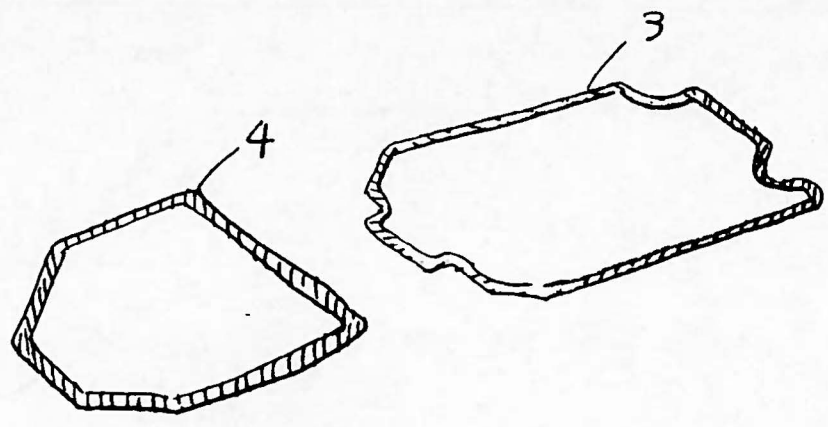
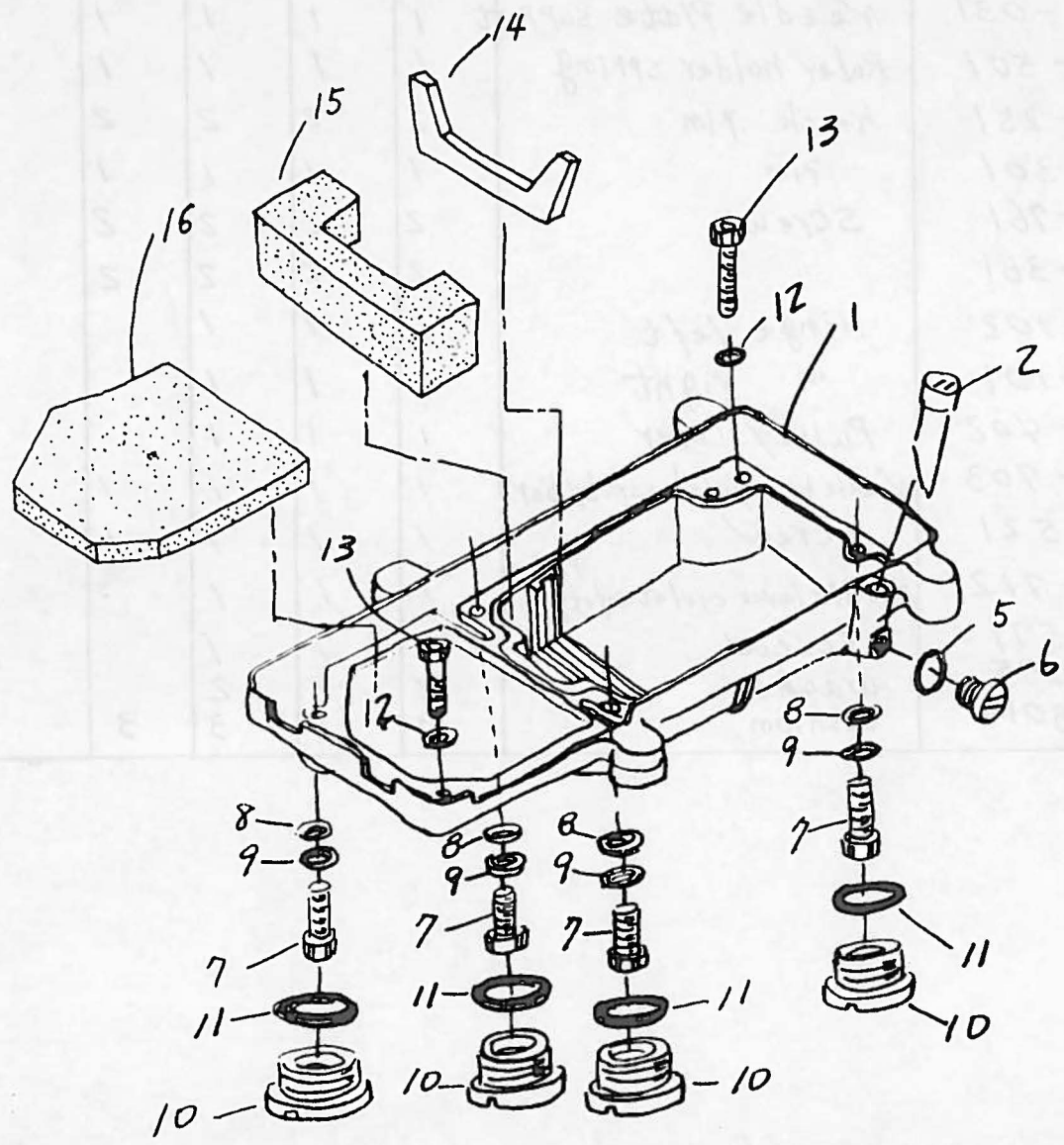


2. Housing components(2)(カバー関係(2))

Ref No	Part No	Name	TYPE D	TYPE DE	TYPE F	TYPE ENK
33	14-031	Needle plate support	1	1	1	1
34	79-501	Ruler holder spring	1	1	1	1
35	71-251	Knock pin	2	2	2	2
36	71-301	Pin	1	1	1	1
37	84-761	Screw	2	2	2	2
38	84-361	"	2	2	2	2
39	25-102	Hinge left	1	1	1	
40	25-101	" right	1	1	1	
41	21-402	Pulley cover	1	1	1	
42	21-703	Needle bar eyelet safety bar	1	1	1	1
43	84-521	screw	1	1	1	1
44	21-712	Needle lever eyelet safety Plate	1	1	1	
45	84-571	screw	1	1	1	
46	75-455	Washer	2	2	2	
47	25-801	Cushion	3	3	3	3



3. Oil tank and lubrication system (オイルタンク関係)

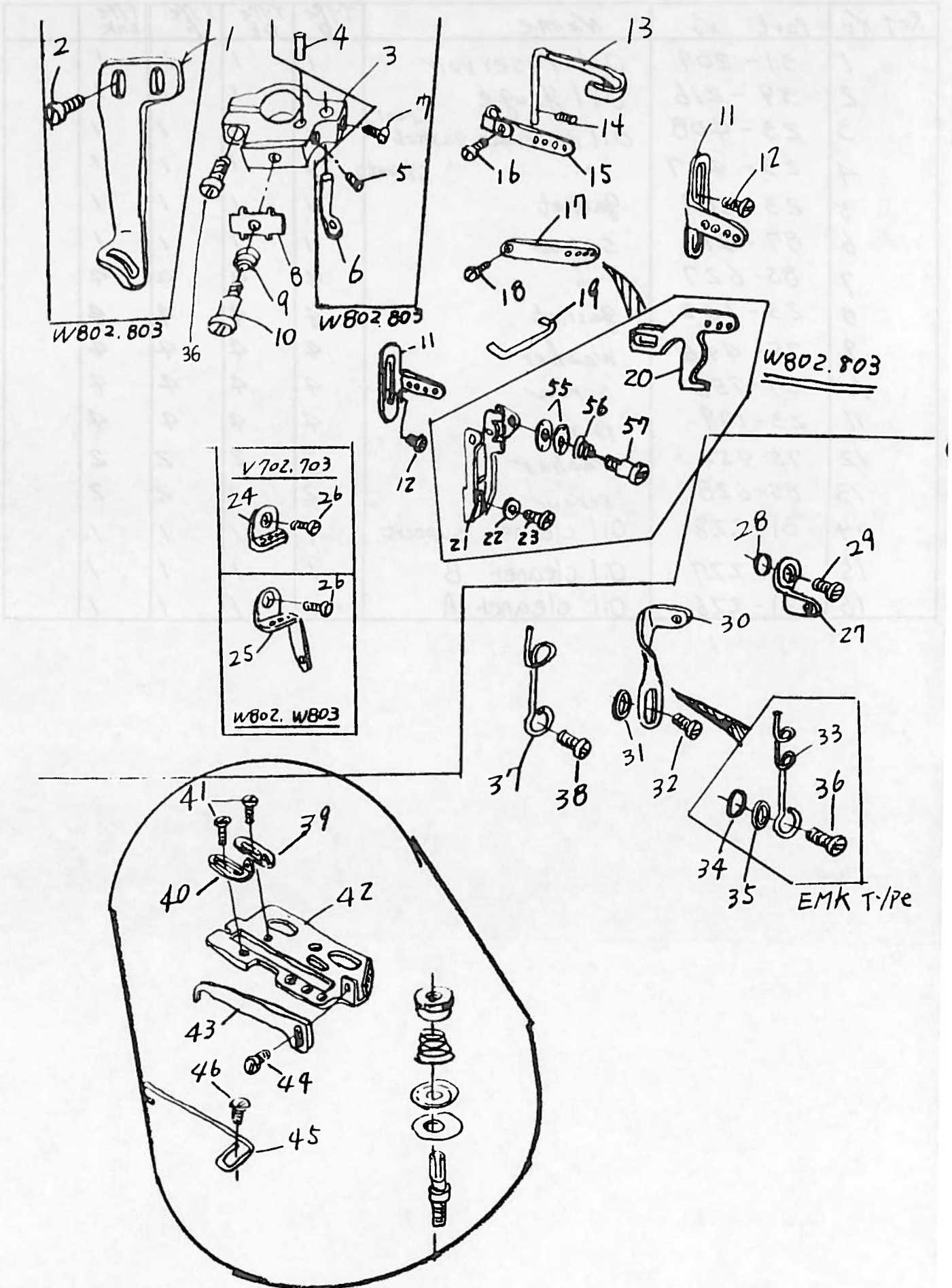


3. Oil tank and lubrication system (オイルタンク関係)

Ref No	Part No	Name	TYPE D	TYPE DE	TYPE F	TYPE ENK
1	31-209	Oil reservoir	1	1	1	1
2	39-216	Oil gauge	1	1	1	1
3	23-408	Oil reservoir gasket (rear)	1	1	1	1
4	23-407	" (front)	1	1	1	1
5	23-304	Gasket	1	1	1	1
6	87-311	Screw	1	1	1	1
7	85-627	"	4	4	4	4
8	23-163	Gasket	4	4	4	4
9	75-446	Washer	4	4	4	4
10	87-756	Screw	4	4	4	4
11	23-179	O-ring	4	4	4	4
12	75-452	Washer	2	2	2	2
13	85-628	Screw	2	2	2	2
14	31-228	Oil cleaner support	1	1	1	1
15	31-227	Oil cleaner B	1	1	1	1
16	31-226	Oil cleaner A	1	1	1	1



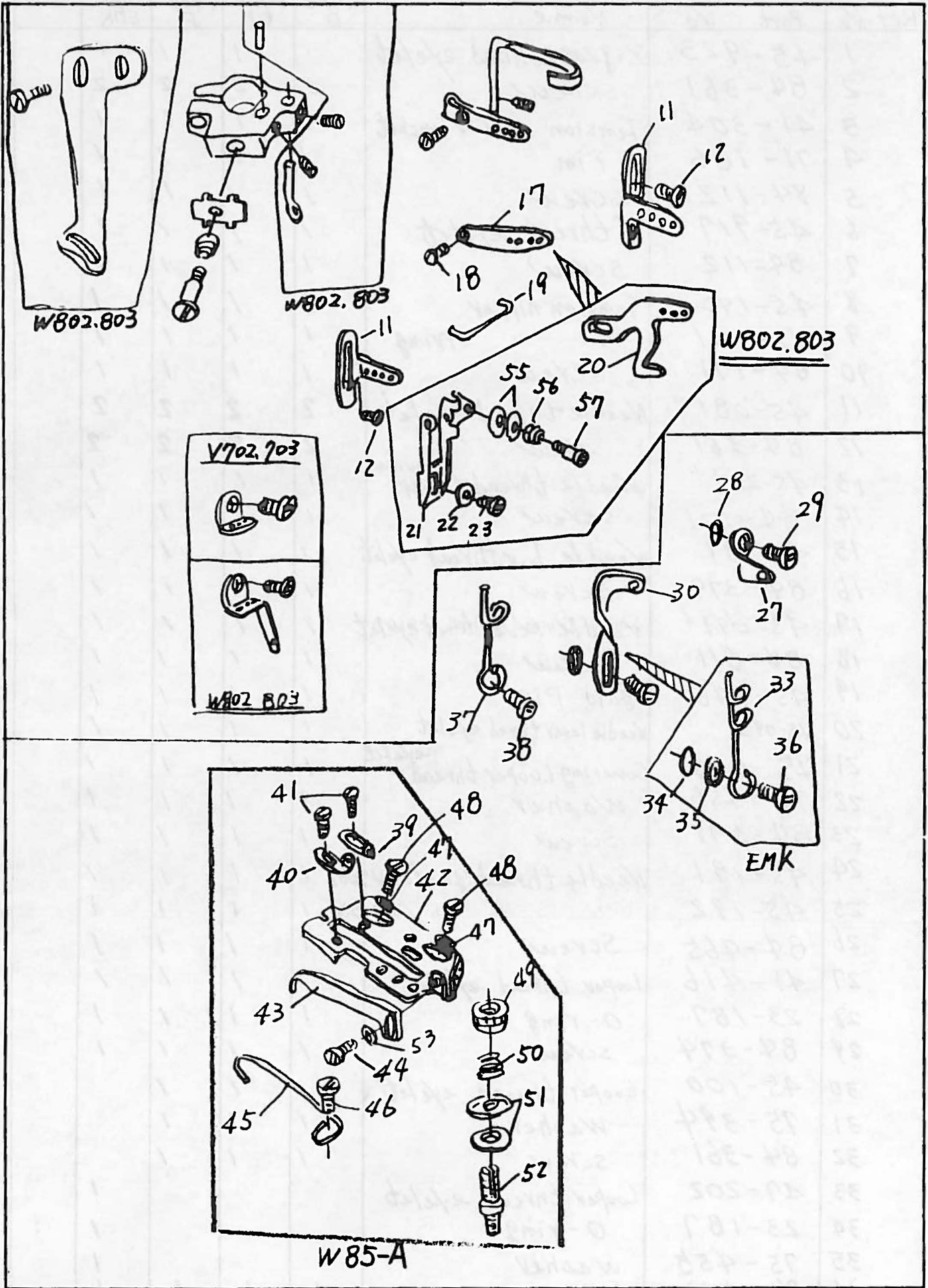
4. Thread eyelet component(1) (糸道關係 (1))



4. Thread eyelet component(1) (糸道關係 (1))

Ref No	Part No	Name	TYPE D	TYPE DE	TYPE F	TYPE ENK
1	45-923	Zigzag thread eyelet	1	1	1	1
2	84-361	screw	2	2	2	2
3	41-304	Tension nipper bracket	1	1	1	1
4	71-166	Pin	1	1	1	1
5	84-112	screw	1	1	1	1
6	45-917	L" thread eyelet	1	1	1	1
7	84-112	screw	1	1	1	1
8	45-142	Tension nipper	1	1	1	1
9	41-721	" " spring	1	1	1	1
10	84-171	screw	1	1	1	1
11	45-081	Needle thread eyelet	2	2	2	2
12	84-361	screw	2	2	2	2
13	45-251	Needle thread take-up ^{wire}	1	1	1	1
14	84-521	screw	1	1	1	1
15	45-181	Needle bar thread eyelet	1	1	1	1
16	84-379	screw	1	1	1	1
17	45-091	Needle lever thread eyelet	1	1	1	1
18	84-611	screw	1	1	1	1
19	45-246	Guid PIN	1	1	1	1
20	45-093	Needle lever thread eyelet	1	1	1	1
21	45-094	Covering Looper thread ^{eyelet}	1	1	1	1
22	75-456	Washer	1	1	1	1
23	84-571	Screw	1	1	1	1
24	45-191	Needle thread guide (V700)	1	1	1	1
25	45-192	" " " (W800)	1	1	1	1
26	84-465	Screw	1	1	1	1
27	41-416	Looper thread eyelet	1	1	1	1
28	23-187	O-ring	1	1	1	1
29	84-374	screw	1	1	1	1
30	45-100	Looper thread eyelet	1	1	1	1
31	75-394	Washer	1	1	1	1
32	84-361	screw	1	1	1	1
33	47-202	Looper thread eyelet				1
34	23-187	O-ring				1
35	75-455	Washer				1
36	84-413	Screw	1	1	1	1

5. Thread eyelet component(2) (糸道關係 (2))

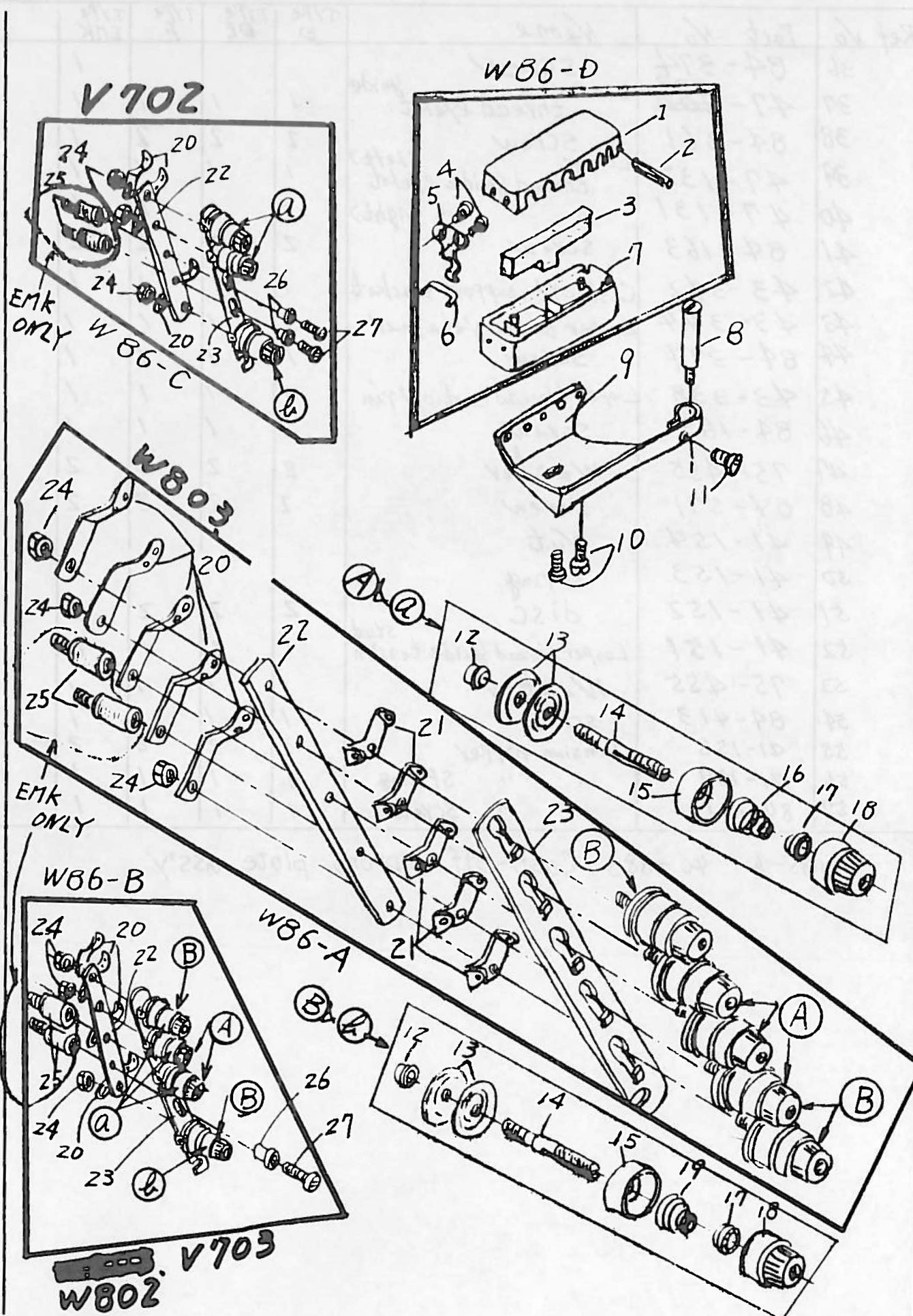


5. Thread eyelet component (2) (糸道關係 (2))

Ref No	Part No	Name	Type D	Type DE	Type F	Type EMK
36	84-374	SCREW				1
37	47- 204 ²⁰³	Looper thread eyelet guide	1	1	1	1
38	84-361	SCREW	2	2	2	1
39	47-132	Looper thread guide eyelet (left)	1	1	1	1
40	47-131	" " (right)	1	1	1	1
41	84-163	SCREW	2	2	2	2
42	43-342	Cast-off support bracket	1	1	1	1
43	43-344	Looper thread retainer	1	1	1	1
44	84-374	SCREW	1	1	1	1
45	43-338	Looper thread cast-off pin	1	1	1	1
46	84-163	SCREW		1	1	1
47	75-455	Washer	2	2	2	2
48	84-571	SCREW	2	2	2	2
49	41-154	Nut				
50	41-153	SPRING				
51	41-152	disc	2	2	2	2
52	41-151	Looper thread guide tension stud	1	1	1	1
53	75-455	Washer	1	1	1	1
54	84-413	screw	1	1	1	1
55	41-156	Tension nipper	2	2	2	2
56	41-157	" " Spring	1	1	1	1
57	84-171	" " SCREW	1	1	1	1

W85-A 40-383 Cast-off support plate ass'y

6. Thread tensioner (糸調子関係)



6. Thread tensioner (糸 調子 関係)

Ref No	Part No	Name	MODEL W803	MODEL W802	MODEL V703	MODEL V702	MODEL EMK
1	27-512	Silicone oil reservoir ^(UPPER)	1	1	1	1	
2	27-518	hinge pin	1	1	1	1	
3	27-517	felt	1	1	1	1	
4	84-161	screw	2	2	2	2	
5	27-520	spring	1	1	1	1	
6	27-516	Pin	1	1	1	1	
7	27-511	Silicone oil reservoir ^(lower)	1	1	1	1	
8	27-519	holder stud	1	1	1	1	
9	27-513	holder	1	1	1	1	
10	84-574	screw	2	2	2	2	
11	84-566	screw	1	1	1	1	
12	41-131	Tension post collar	5	4	4	3	
13	41-111	" disc	10	8	8	6	
14	41-172	" post	5	4	4	3	
15	41-107	" disc cover	5	4	4	3	
16	41-701	Needle thread tension ^{spring}	3	2	3	2	
17	41-105	Tension disc ratchet	5	4	4	3	
18	41-101	" regulating nut	5	4	4	3	
19	41-702	Looper thread tension ^{spring}	2	2	1	1	
20	41-117	Lead in thread eyelet	5	4	4	3	
21	41-115	Tension post thread eyelet	5	4	4	3	
22	41-237	" " holder	1	1	1	1	
23	41-236	" " support	1	1	1	1	
24	86-411	Nut	3	3	3	2	
25	01-816	Screw for EMK ONLY	2	2	2	2	2

Ⓐ 40-191 MODEL W803, 802 Needle thread tension complete with 41-131, 41-111, 41-172, 41-107, 41-701, 41-105, 41-101

Ⓑ 40-196 MODEL W803, 802 ^{SPReDer} Looper thread tension complete with 41-131, 41-111, 41-172, 41-107, 41-702, 41-105, 41-101

Ⓐ 40-191 MODEL V703 Needle thread tension complete

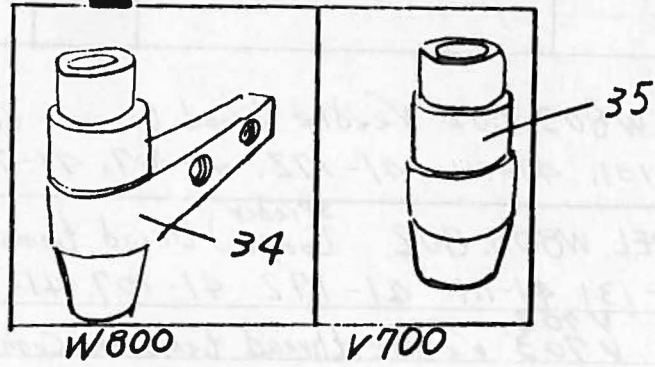
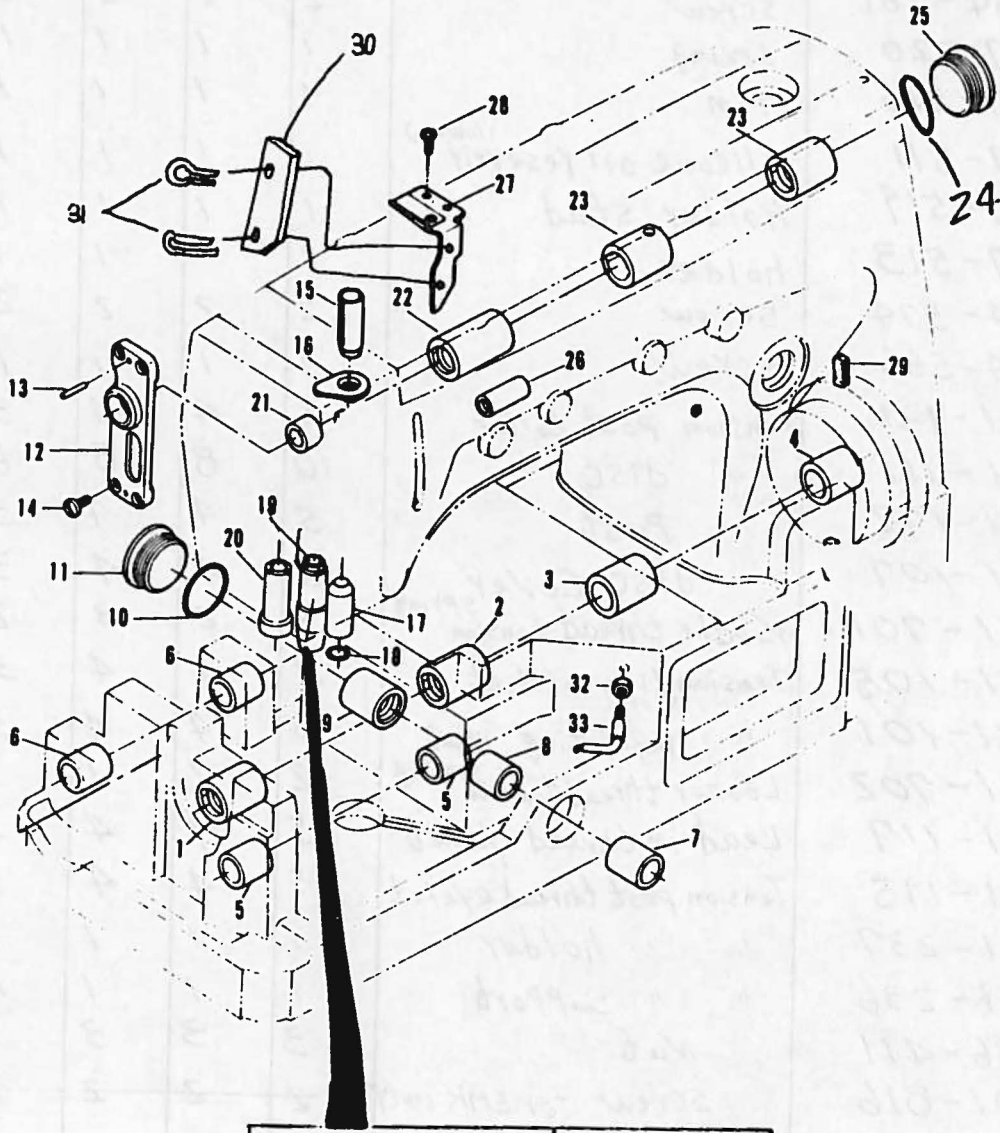
Ⓑ 40-196 MODEL V703, 702 Looper thread tension complete

W86-A 40-150 Thread tension ass'y W803 Type

W86-B 40-140 " " " W802 Type W86-D 20-710 Silicone oil reservoir ass'y
40-134 " " " V703 Type

W86-C 40-138 " " " V702 "

7. Bushings (ブッシュ関係)



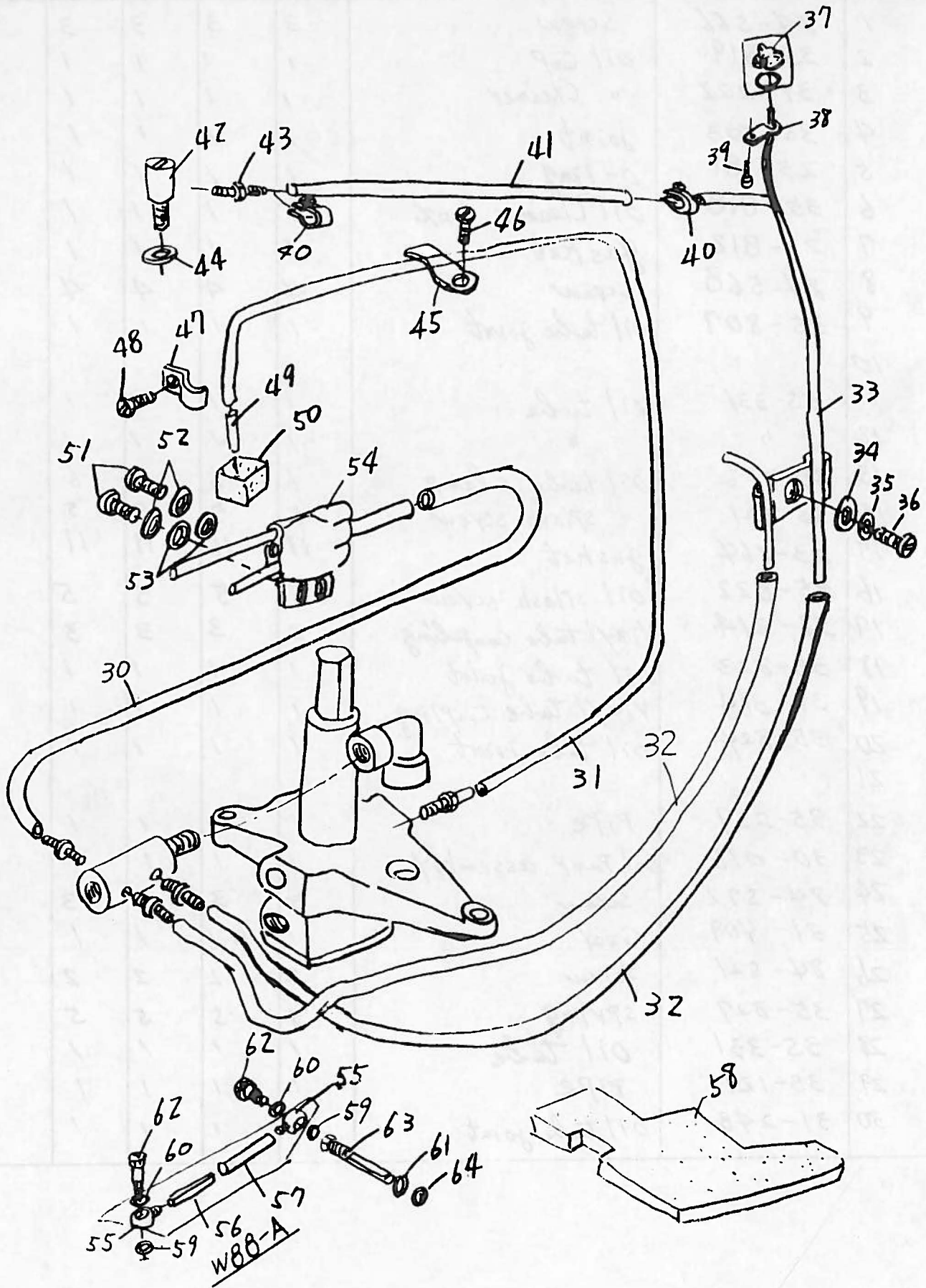
7. Bushings (ブッシュ関係)

Ref No	Part No	Name	MODEL W803	MODEL W802	MODEL V703	MODEL V702
1	81-711	Bushing	1	1	1	1
2	81-721	"	1	1	1	1
3	81-722	"	1	1	1	1
4	81-110	"	1	1	1	1
5	81-736	"	2	2	2	2
6	81-751	"	2	2	2	2
7	81-139	"	1	1	1	1
8	81-136	"	1	1	1	1
9	81-137	"	1	1	1	1
10	23-195	O-ring	1	1	1	1
11	87-811	screw	1	1	1	1
12	69-803	Bushing support	1	1	1	1
13	71-216	Pin	2	2	2	2
14	84-763	screw	4	4	4	4
15	81-208	Bushing	1	1	1	1
16	39-801	oil fence	1	1	1	1
17	81-209	Bushing	1	1	1	1
18	94-231	oil seal	1	1	1	1
19						
20	81-148	Bushing	1	1	1	1
21	81-803	"	1	1	1	1
22	81-081	"	1	1	1	1
23	81-082	Bushing	2	2	2	2
24	23-282	O-ring	1	1	1	1
25	87-876	screw	1	1	1	1
26	81-804	Bushing	1	1	1	1
27	39-803	oil fence	1	1	1	1
28	84-462	Screw	2	2	2	2
29	23-383	Felt	1	1	1	1
30	39-804	oil fence	1	1	1	1
31	93-622	Snap pin	2	2	2	2
32						
33						
34	81-162	Bushing (W800)	1	1		
35	81-163	" (V700)			1	1

8. Oil lubrication apparatus (1) (給油關係 (1))

Ref No	Part No	Name	MODEL W803	MODEL W802	MODEL V703	MODEL V702
1	84-566	Screw	3	3	3	3
2	35-819	oil cap	1	1	1	1
3	31-222	" Cleamer	1	1	1	1
4	35-803	joint	1	1	1	1
5	23-181	O-ring	1	1	1	1
6	35-818	oil Cleamer box	1	1	1	1
7	23-812	gasket	1	1	1	1
8	84-568	screw	4	4	4	4
9	35-807	oil tube joint	1	1	1	1
10						
11	35-331	oil tube	1	1	1	1
12	"	"	1	1	1	1
13	35-826	oil tube clamp	6	6	6	6
14	35-821	" splash screw	5	5	5	5
15	23-164	gasket	11	11	11	11
16	35-822	oil splash screw	5	5	5	5
17	31-314	Vinyl tube coupling	3	3	3	3
18	35-823	oil tube joint	1	1	1	1
19	31-364	Vinyl tube coupling	1	1	1	1
20	35-824	oil tube joint	1	1	1	1
21						
22	35-257	PIPE	1	1	1	1
23	30-016	oil pump assembly	1	1	1	1
24	84-572	screw	3	3	3	3
25	31-409	Gear	1	1	1	1
26	84-521	screw	2	2	2	2
27	35-827	spring	5	5	5	5
28	35-331	oil tube	1	1	1	1
29	35-121	PIPE	1	1	1	1
30	31-248	oil tube joint	1	1	1	1

Oil lubrication apparatus(2) (給油關係(2))

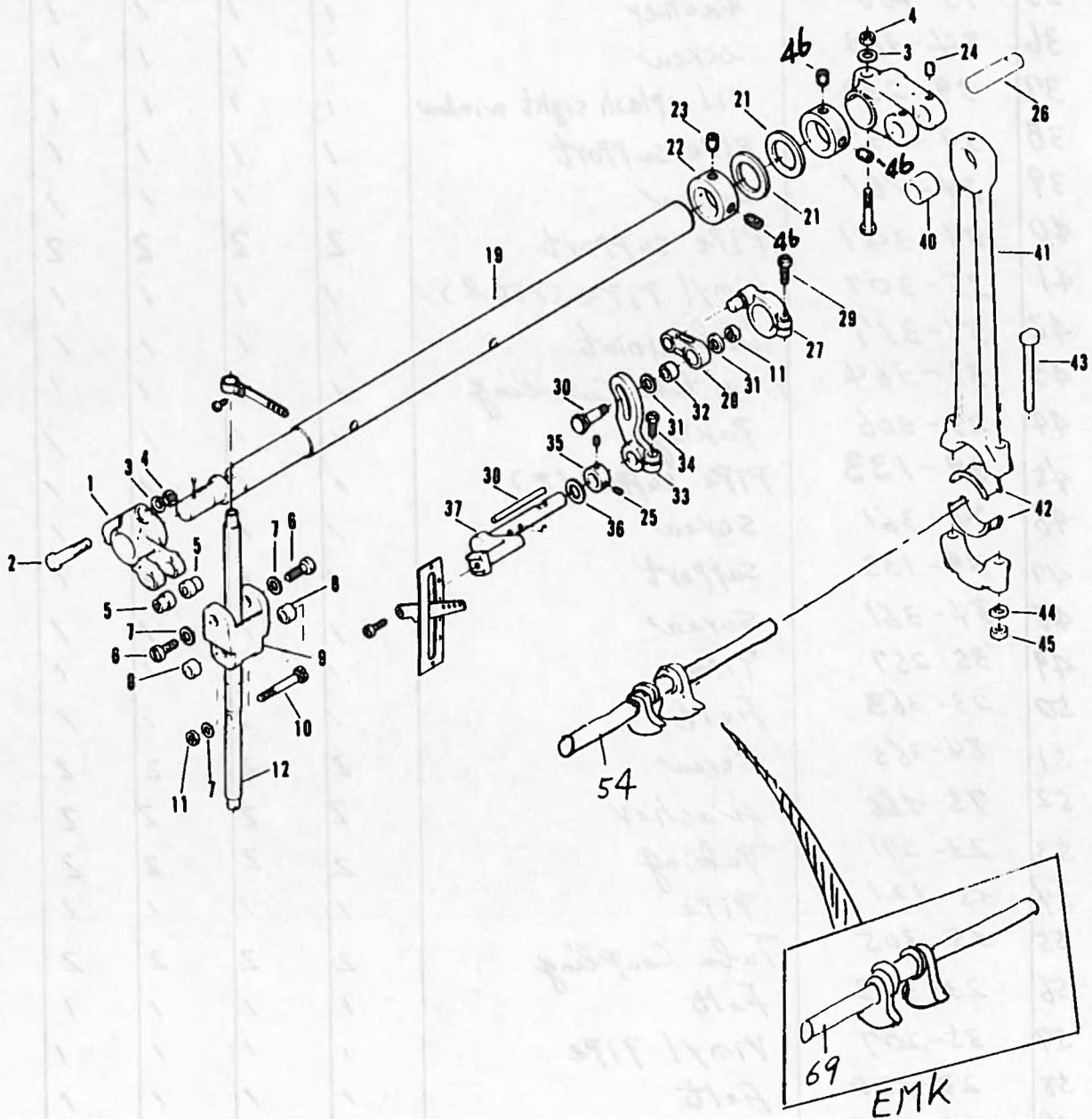


Oil lubrication apparatus(2) (給油關係(2))

Ref. No	Part No	Name	MODEL W803	MODEL W802	MODEL V703	MODEL V702
30	35-304	Vinyl Pipe (230L)	1	1	1	1
31	35-322	" " (600L)	1	1	1	1
32	35-303	" " (75L)	2	2	2	2
33	35-247	Piping	1	1	1	1
34	23-291	Packing	1	1	1	1
35	75-468	Washer	1	1	1	1
36	84-363	Screw	1	1	1	1
37	39-233	Oil splash sight window	1	1	1	1
38	39-137	Pipe support	1	1	1	1
39	84-161	Screw	1	1	1	1
40	31-341	Pipe support	2	2	2	2
41	35-307	Vinyl Pipe (180L)	1	1	1	1
42	31-317	tubn joint	1	1	1	1
43	31-364	Vinyl tubn Coupling	1	1	1	1
44	23-306	Packing	1	1	1	1
45	39-133	Pipe support (E)	1	1	1	1
46	84-361	Screw	1	1	1	1
47	39-133	support	1	1	1	1
48	84-361	Screw	1	1	1	1
49	35-257	Pipe	1	1	1	1
50	23-363	Felt	1	1	1	1
51	84-363	screw	2	2	2	2
52	75-468	Washer	2	2	2	2
53	23-291	Packing	2	2	2	2
54	35-121	Pipe	1	1	1	1
55	35-305	Tubn Coupling	2	2	2	2
56	23-393	Felt	1	1	1	1
57	35-207	Vinyl Pipe	1	1	1	1
58	23-320	Felt	1	1	1	1
59	23-306	Packing	2	2	2	2
60	23-306	"	4	4	4	4
61	75-470	Washer	1	1	1	1
62	35-203	oil gait screw	2	2	2	2
63	35-201	oil flow screw	1	1	1	1
64	23-300	Packing	1	1	1	1

W88-A 30-500 Piping Ass'y

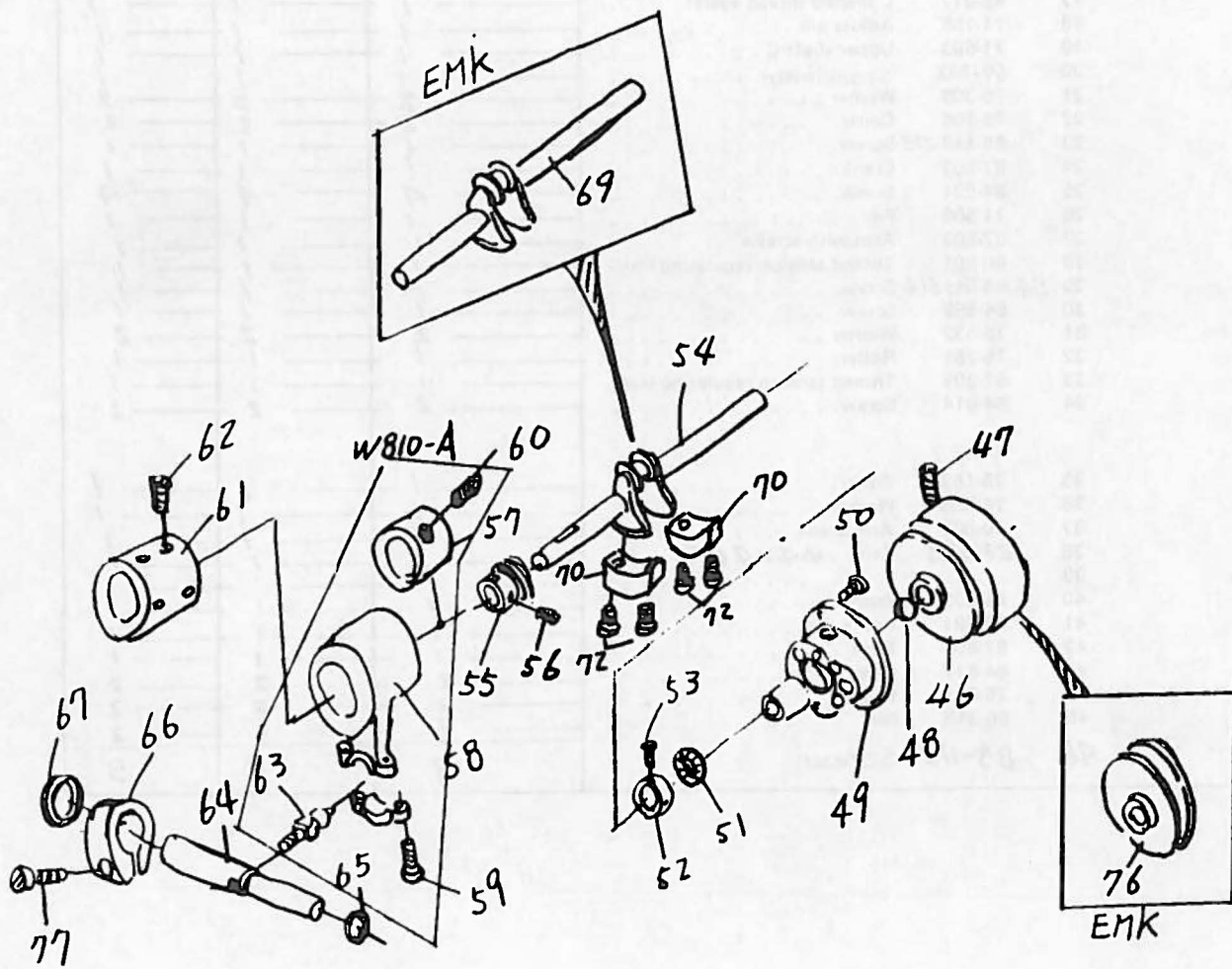
9. Upper shaft and tank (上シャフト, タンク機構)



9. Upper shaft and tank (上シャフトタンク機構)

Ref. No.	Part No.	Part Name	MODEL	MODEL	EMK
			W802, 803	V702, 703	
1	67-801	Crank assembly	1	1	1
2	71-455	Threaded pin	2	2	2
3	75-381	Washer	2	2	2
4	86-501	Nut	2	2	2
5	71-501	Upper pin	2	2	2
6	84-362	Screw	2	2	2
7	75-402 522	Washer	4	4	4
8	75-249	Lever bush	2	2	2
9	66-802	Needle bar joint	1	1	1
10	84-617	Screw	1	1	1
11	86-311	Nut	2	2	2
12	11-801	Needle bar	1	1	1
13	69-802	Needle holder clamp	1	1	1
14	84-182	Screw	1	1	1
15	84-615	Screw	1	1	1
16	84-112	Screw	1	1	1
17	45-917	L shaped thread eyelet	1	1	1
18	71-166	Adjust pin	1	1	1
19	71-693	Upper shaft C	1	1	1
20	67-802	Crank lever	1	1	1
21	75-308	Washer	2	2	2
22	75-106	Collar	2	2	2
23	85-113 213	Screw	1	1	1
24	67-802	Crank	1	1	1
25	84-521	Screw	4	4	4
26	71-506	Pin	1	1	1
27	67-803	Arm with screws	1	1	1
28	66-801	Thread tension regulating link	1	1	1
29	85-113 814	Screw	1	1	1
30	84-599	Screw	1	1	1
31	75-522	Washer	2	2	2
32	75-284	Roller	1	1	1
33	67-805	Thread tension regulating lever	1	1	1
34	84-814	Screw	2	2	2
35	75-152	Collar	1	1	1
36	75-366	Washer	1	1	1
37	69-801	Arm crank	1	1	1
38	23-398	Felt . . . $\phi 4 \times 40 \times 2$	1	1	1
39					
40	81-802	Bush	1	1	1
41	63-381	Crank rod	1	1	1
42	81-801	Bush	1	1	1
43	84-617	Screw	2	2	2
44	75-801	Washer	2	2	2
45	86-315	Nut	2	2	2
46	85-113	Screw	3	3	3

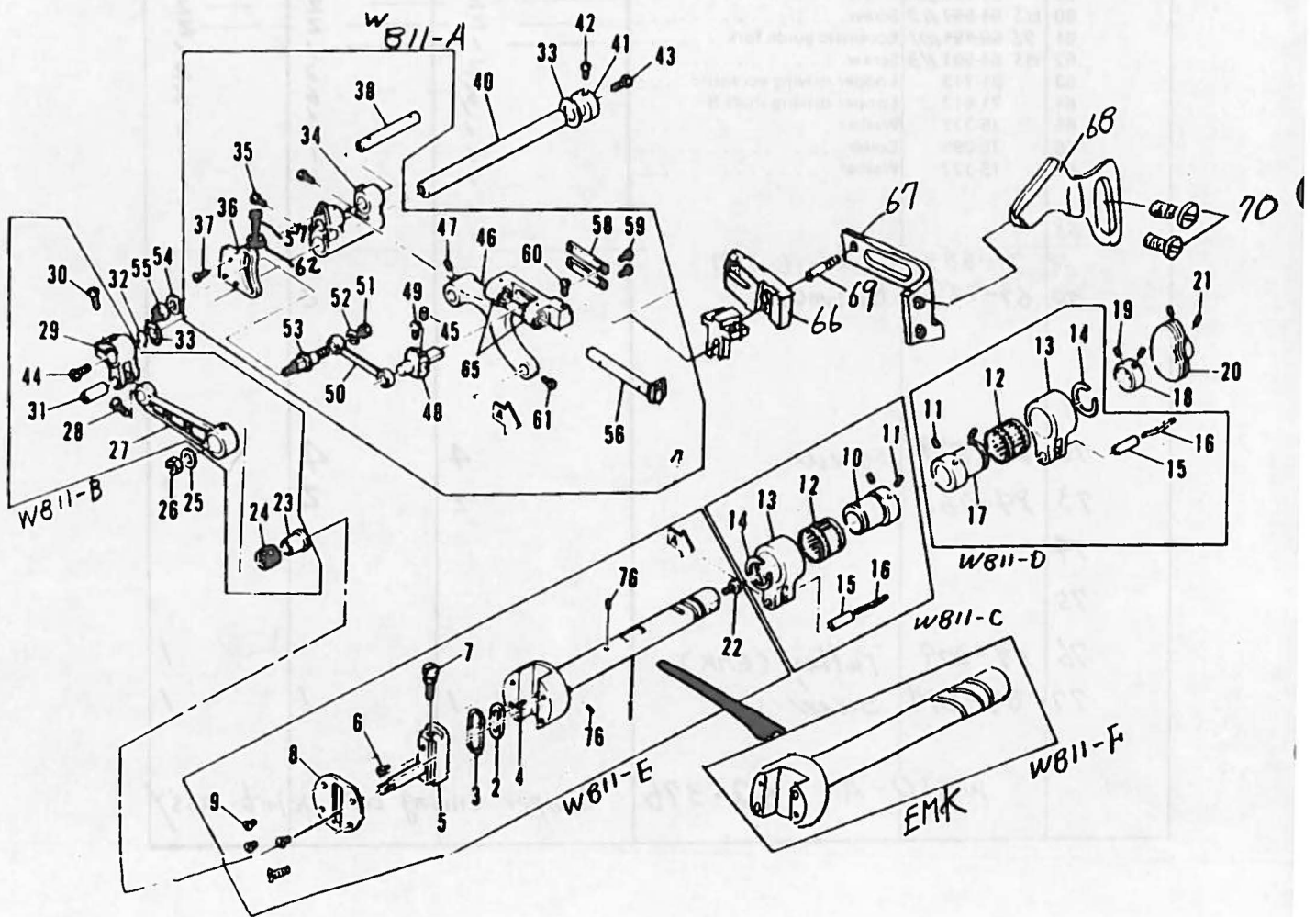
10. Needle lever crank (フランク機構)



10. Needle lever crank (7ラ>7機種)

Ref No	Part No	Part Name	MODEL 802,803	MODEL 702,703	EMK
46	69-208	V-pulley G	1		
47	85-114	Screw	2	2	2
48	23-197	O-ring	1	1	1
49	69-305	Flange E	1	1	1
50	84-566	Screw	3	3	3
51	92-231	Thrust Bearing	1	1	1
52	75-112	Collar	1	1	1
53	84-563	Screw	1	1	1
54	71-881	Crankshaft . 8HB	1	1	1
55	31-410	Worm gear	1	1	1
56	84-718	Screw	2	2	2
57	61-512 514	Looper driving eccentric	1	1	1
58	63-514 515	Looper driving lever ball joint	1	1	1
59	84-568 567	Screw	2	2	2
60	85 84-567 113	Screw	2	2	2
61	75 69-421 101	Eccentric guide fork	1	1	1
62	85 84-581 113	Screw	2	2	2
63	61-713	Looper driving eccentric	1	1	1
64	71-613	Looper driving shaft B	6	6	6
65	75-332	Washer	1	1	1
66	75-095	Collar	1	1	1
67	75-322	Washer	1	1	1
68					
69	71-883	Crankshaft 8EM			1
70	69-147	Balance	2	2	
71					
72	84-579	SCREW	4	4	
73	84-761	"	2	2	2
74					
75					
76	69-209	Pulley (EMK)			1
77	84-814	SCREW	1	1	1
	W810-A	60-376	Looper driving ball joint ass'y		

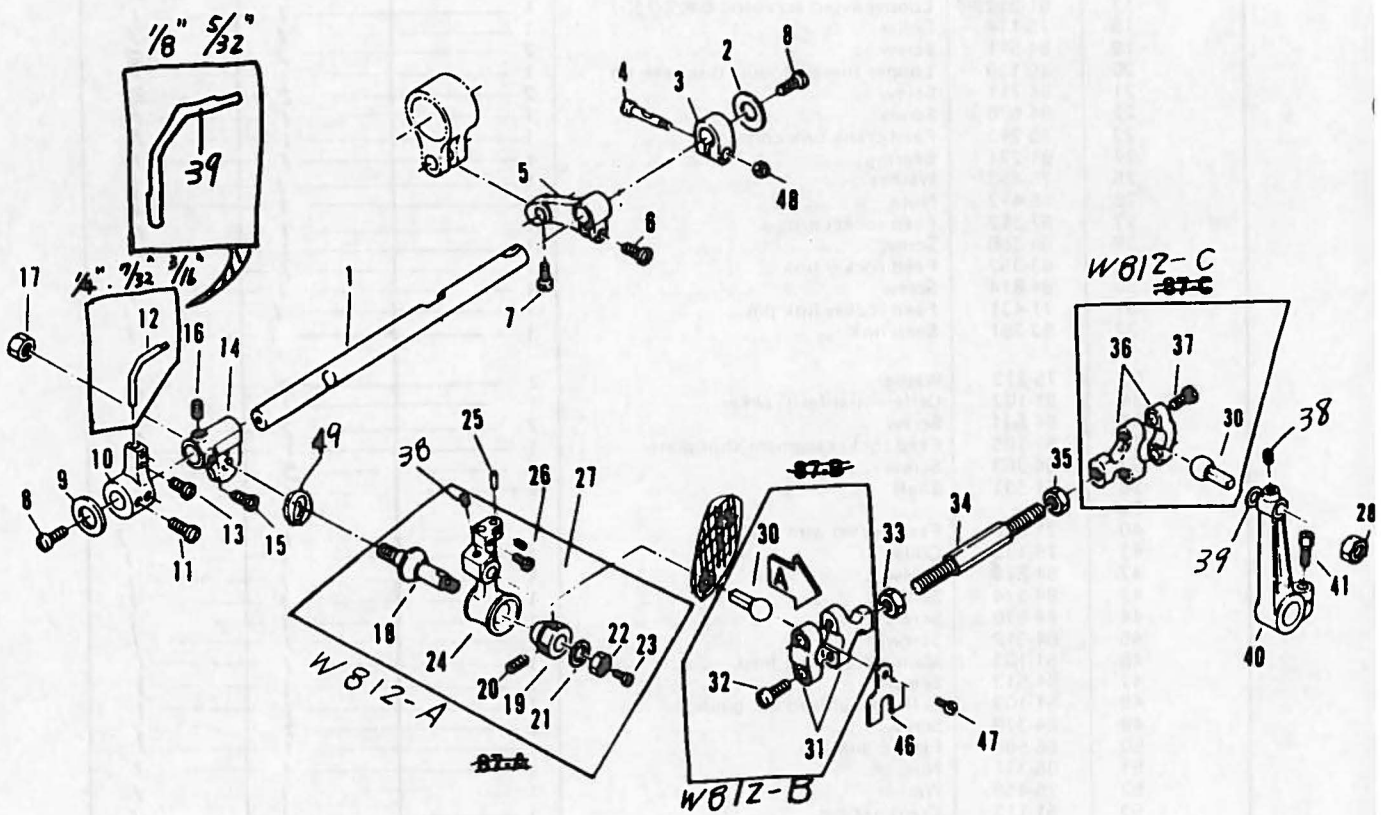
11. Main shaft and feed rocker (メインシャフト送り機構)



11. Main shaft and feed rocker (メインシャフト送り機構)

Ref. No.	Part No.	Part Name	MODEL	MODEL	MODEL
			W803 W802	V703 V702	EMK
			Qty	Qty	Qty
1	71-781	Main shaft BE	1	1	1
2	51-036	Stitch regulating stud cup	1	1	1
3	23-197	O-ring	1	1	1
4	23-393	Felt	1	1	1
5	51-013	Feed crank adjusting post	1	1	1
6	85-624	Screw	1	1	1
7	84-383	Screw	1	1	1
8	51-031	Main shaft plate	1	1	1
9	84-661	Screw	4	4	4
10	61-322	Feed eccentric 0.9	1	1	1
11	84-715	Screw	4	4	4
12	91-406	Bearing	2	2	2
13	63-232	Eccentric link	2	2	2
14	93-406	Snap ring	2	2	2
15	71-431	Eccentric link pin	2	2	2
16	23-341	Felt	2	2	2
17	61-312 7/4	Looper avoid eccentric 0.8, 0.75	1	1	1
18	75-114	Collar	1	1	1
19	84-511	Screw	2	2	2
20	49-139	Looper thread double disc take up	1	1	1
21	84-711	Screw	2	2	2
22	84-576	Screw	1	1	1
23	75-243	Feed crank link collar	1	1	1
24	91-271	Bearing	1	1	1
25	75-453	Washer	1	1	1
26	86-412	Nut	1	1	1
27	67-312	Feed rocker arm	1	1	1
28	84-366	Screw	1	1	1
29	63-352	Feed rocker link	1	1	1
30	84-814	Screw	1	1	1
31	71-431	Feed rocker link pin	1	1	1
32	93-261	Snap link	1	1	1
33	75-372	Washer	2	2	2
34	51-102	Differential feed rocker	1	1	1
35	84-611	Screw	2	2	2
36	51-105	Feed rocker segment shot plate	1	1	1
37	84-363	Screw	3	3	3
38	71-531	Shaft	1	1	1
39					
40	71-647	Feed rocker arm shaft	1	1	1
41	75-132	Collar	1	1	1
42	84-814	Screw	1	1	1
43	84-574	Screw	1	1	1
44	84-576	Screw	1	1	1
45	84-312	Screw	1	1	1
46	51-103	Main differential feed	1	1	1
47	84-512	Screw	1	1	1
48	51-109	Differential feed bar guide	1	1	1
49	84-379	Screw	2	2	2
50	66-506	Feed crank link	1	1	1
51	86-311	Nut	1	1	1
52	75-458	Washer	1	1	1
53	51-113	Crank set pin	1	1	1
54	75-458	Washer	1	1	1
55	86-411	Nut	1	1	1
56	51-120	Front feed dog holder bracket	1	1	1
57	67-136	Screw	1	1	1
58	51-111	Differential feed bar guide	2	2	2
59	84-164	Screw	4	4	4
60	84-462	Screw	1	1	1
61	84-366	Screw	1	1	1
62	89-136	Nut	1	1	1
63	75-455	Washer	1	1	1
64	84-614	Screw	1	1	1
65	81-141	Bushing	2	2	2
66	18-711	Needle guard holder A	1	1	1
67	18-718	" " B	1	1	1
68	18-717	" "	1	1	1
69	84-113	screw	1	1	1
70	84-161	"	2	2	2
71	71-282	Main shaft 8G			1
W811-A	50-131	Feed rocker ass'y	W811-B	60-720	Feed rocker ass'y
W811-C	60-090	Feed eccentric link ass'y	W811-D	60-775	Looper avoid eccentric link ass'y
W811-E	70-185	Main shaft 8E ass'y	W811-F	70-187	Main shaft 8EM ass'y

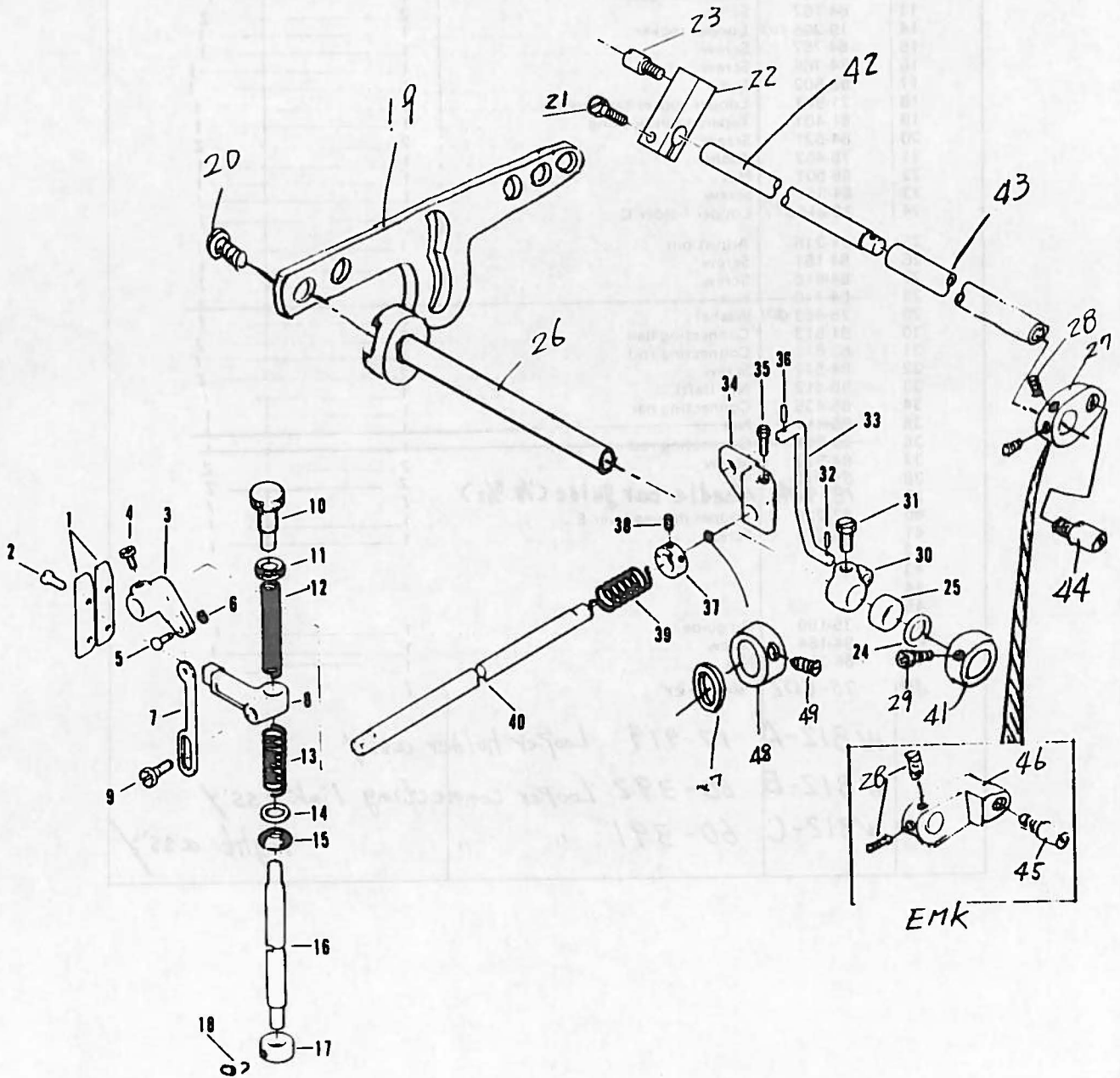
12. Looper (ル-バ-機構)



12. Looper (IL-10-1機 機種)

Ref. No.	Part No.	Part Name	Q'ty	MODEL	MODEL
				W. V	EMK
1	71-561	Looper holder shaft	1		1
2	75-371	Washer	1		1
3	75-139	Looper holder shaft collar	1		1
4	71-454	Screw	1		1
5	67-132	Looper avoid lever	1		1
6	84-612	Screw	1		1
7	84-366	Screw	1		1
8	84-761	Screw	2		2
9	75-371	Washer	1		1
10	18-723 722	Needle bar guide bracket	1		1
11	84-814 614	Screw	2		2
12	18-721	Needle bar guide	1		1
13	84-162	Screw	2		2
14	19-306 303	Looper rocker	1		1
15	84-767	Screw	1		1
16	84-766	Screw	1		1
17	86-502	Nut	1		1
18	71-901	Looper rocker tapered pin	1		1
19	81-401	Tapered pin bushing	1		1
20	84-521	Screw	2		2
21	75-452	Washer	1		1
22	86-501	Nut	1		1
23	84-361	Screw	1		1
24	19-315 317	Looper holder C	1		1
25	71-216	Adjust pin	1		1
26	84-161	Screw	1		1
27	84-616	Screw	1		1
28	84-710	Nut	2		2
29	75-453 401	Washer	1		1
30	61-513	Connecting ball	2		2
31	63-812	Connecting rod	1		1
32	84-572	Screw	2		2
33	86-412	Nut (left)	1		1
34	65-435	Connecting bar	1		1
35	86-411	Nut	1		1
36	63-811	Connecting rod	1		1
37	84-572	Screw	2		2
38	84-718	"	2		2
39	18-724	Needle bar guide (1/8, 5/16)	1		1
40	67-229	Looper driving lever E	1		1
41	85-211	Screw	1		1
42					
43					
44					
45					
46	35-199	Oil guide	1		1
47	84-164	Screw	1		1
48	86-314	Nut	1		1
49	75-802	Washer	1		1
	WB12-A	10-919	Looper holder ass'y		
	WB12-B	60-392	Looper connecting link ass'y		
	WB12-C	60-391	" " " right ass'y		

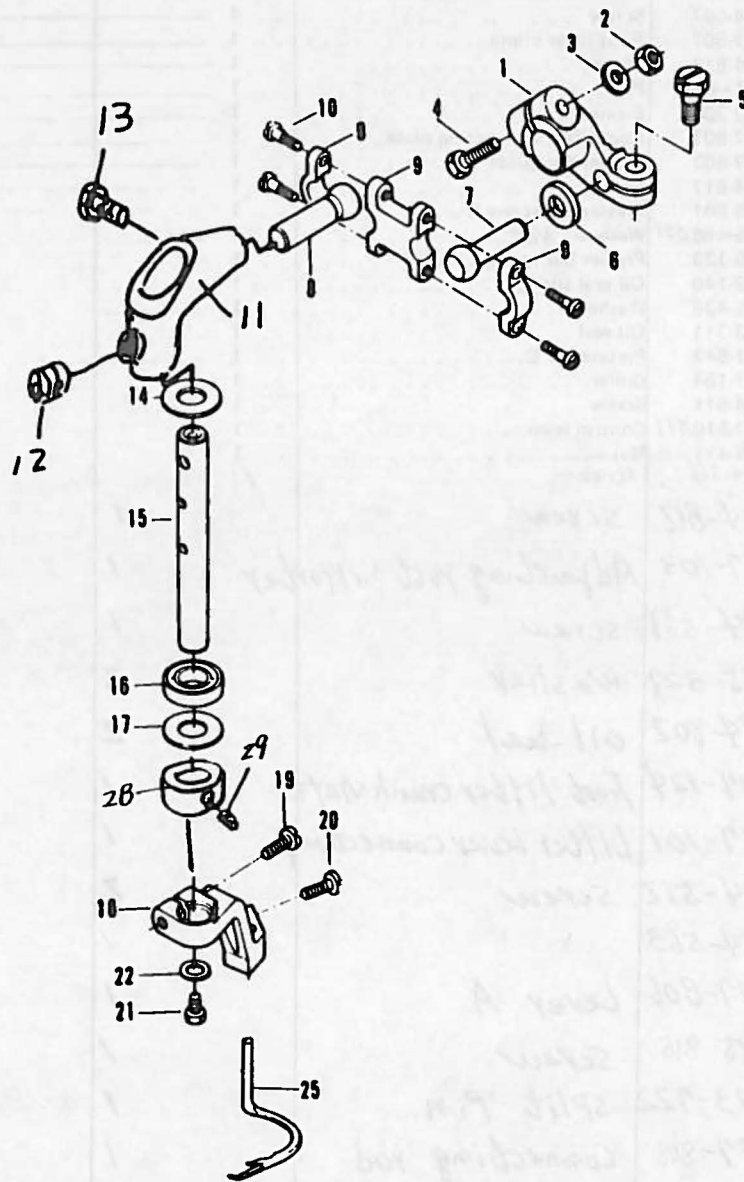
13. Foot lifter mechanism (押え上げ機構)



13. Foot lifter mechanism (押え上げ機構)

Ref. No.	Part No.	Part Name	Q'ty	EMK
1	77-139	Presser bar connecting guide D	2	2
2	84-567	Screw	4	4
3	77-802	Foot lifter crank	1	1
4	84-816	Screw	1	1
5	71-326	Pin	1	1
6	93-200	E-ring	1	1
7	77-801	Foot lifter connecting plate	1	1
8	77-803	Presser bar guide	1	1
9	84-817	Screw	1	1
10	85-801	Presser bar screw C	1	1
11	86 75-458 851	Washer Nut	1	1
12	79-123	Presser bar spring	1	1
13	79-140	Oil seal spring	1	1
14	75-436	Washer	1	1
15	23-311	Oil seal	1	1
16	71-543	Presser bar C	1	1
17	57-154	Collar	1	1
18	84-511	Screw	1	1
19	77-810 811	Control lever	1	1
20	86-411	Nut	1	1
	84-566	screw	1	1
21	84-812	screw	1	1
22	77-103	Adjusting post supporter	1	1
23	84-561	screw	1	1
24	75-327	Washer	2	2
25	94-802	oil seal	2	2
26	77-124	Foot lifter crank shaft	1	1
27	77-101	Lifter lever connecting	1	1
28	84-512	screw	2	2
29	84-563	"	1	1
30	77-806	Lever A	1	1
31	85-816	screw	1	1
32	93-722	split Pin	1	1
33	77-808	Connecting rod	1	1
34	77-807	Lever B	1	1
35	84-718	screw	2	2
36	93-621	pin	1	1
37	77-809	spring set collar	1	1
38	85-113	screw	2	2
39	79-225	spring	1	1
40	71-555	Foot lifter interlocking shaft	1	1
41	75-130	collar	1	1
42	77-111	Foot lifter crank shaft B	1	1
43	77-121	crankshaft pipe	1	1
44	84-562	screw	1	1
45	84-573	"	1	1
46	77-102	Lifter lever connecting	1	1
47	75-151	Washer	1	1
48	75-154	Collar	1	1
49	84-511	Screw	1	1

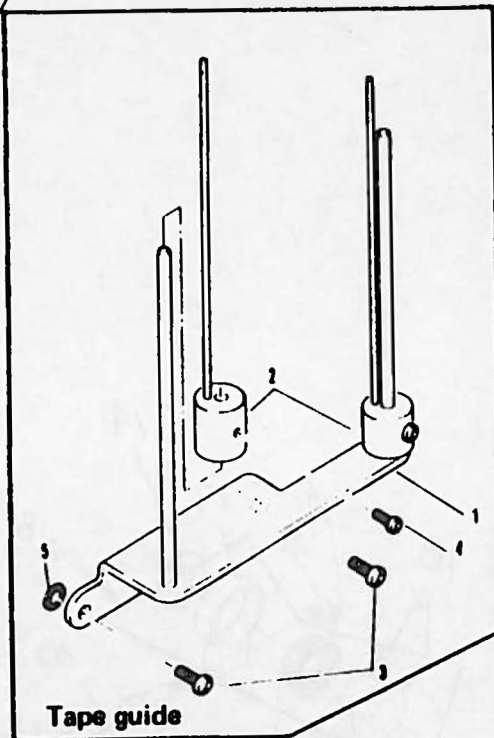
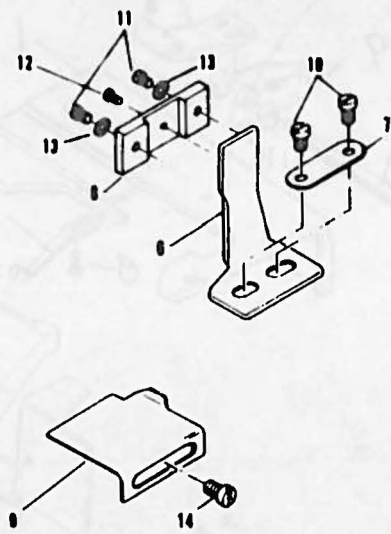
14. Upper shaft (上シャフト機構)



Ref. No.	Part No.	Part Name	Q'ty
1	67-804	Covering lever	1
2	86-501	Nut	1
3	75-381	Washer	1
4	71-455	Screw	1
5	84-413	Screw	1
6	75-398	Washer	1
7	61-802	Connecting rod B	1
8	61-801	Connecting rod A	1
9	63-525	Connecting ball joint	1
10	84-172	Screw	4
11	04-802	Joint	1
12	84-318728	Screw	1
13	84-611	Screw	1
14	75-356	Washer	1
15	71-553	Shaft	1
16	94-801	Oil seal	1
17	75-367	Washer	1
18	04-801	Looper crank	1
19	84-615	Screw	1
20	84-374	Screw	1
21	84-814	Screw	1
22	75-459	Washer	1
23	75-099	Collar	
24	84-112	Screw	
25	19-807	Covering looper	1
26	45-923	Zigzag thread eyelet	
27	84-374	Screw	
28	75-152	Collar	1
29	84-511	Screw	2

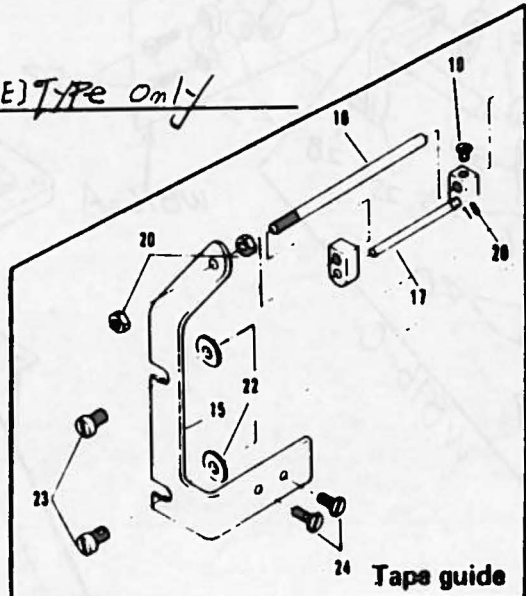
15. Attachment (アタッチメント)

Class W802.803.V702.703 [F] TYPE only



~~822-A~~ 815-A

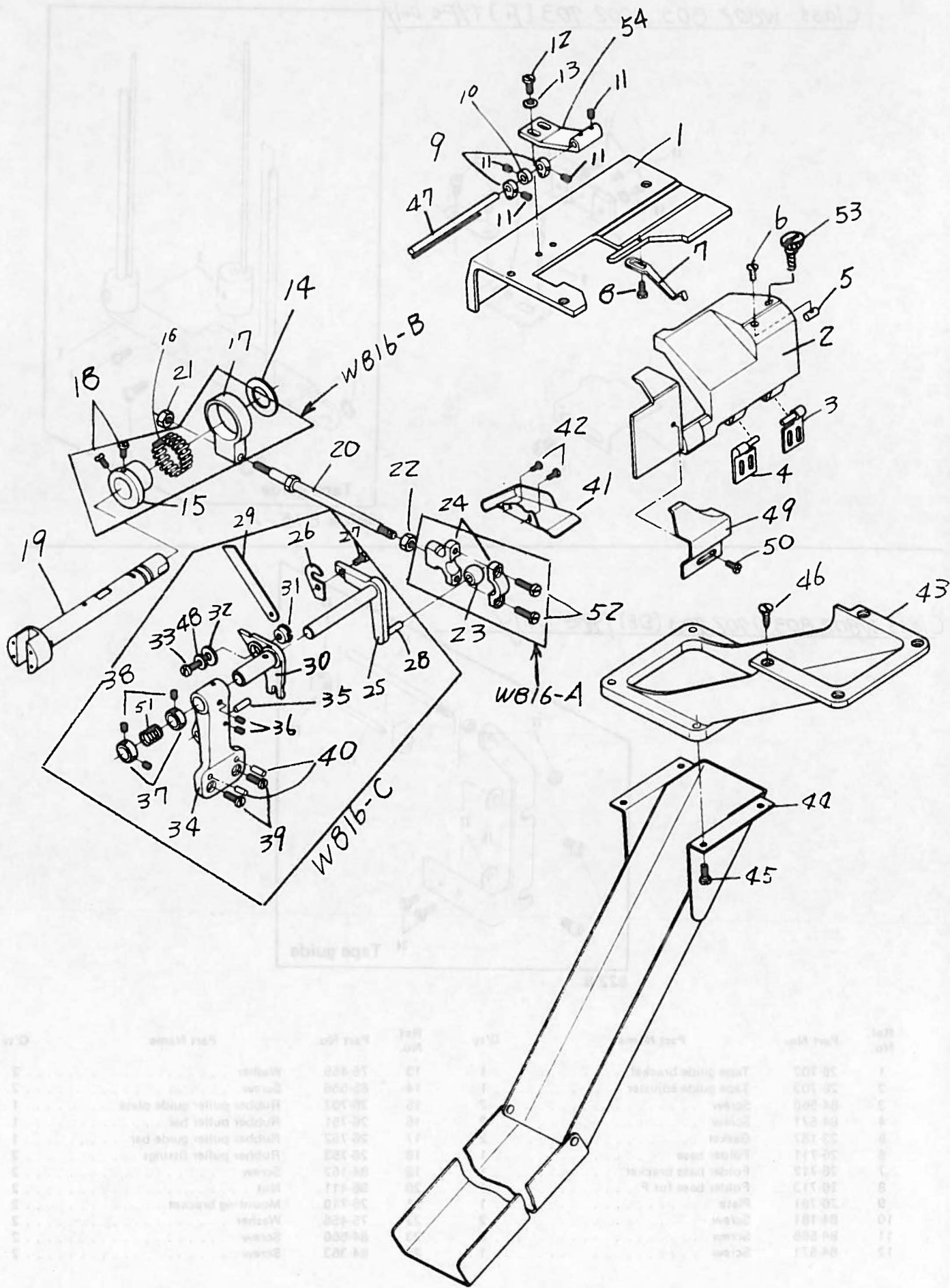
Class W802.803.V702.703 [DE] TYPE only



822-B

Ref. No.	Part No.	Part Name	Q'ty	Ref. No.	Part No.	Part Name	Q'ty
1	26-702	Tape guide bracket	1	13	75-455	Washer	2
2	26-703	Tape guide adjuster	1	14	85-566	Screw	2
3	84-566	Screw	2	15	26-707	Rubber puller guide plate	1
4	84-571	Screw	2	16	26-751	Rubber puller bar	1
5	23-187	Gasket	2	17	26-752	Rubber puller guide bar	1
6	26-711	Folder base	1	18	26-753	Rubber puller fittings	2
7	26-712	Folder base bracket	1	19	84-162	Screw	2
8	26-713	Folder base for F	1	20	86-411	Nut	2
9	26-761	Plate	1	21	26-710	Mounting bracket	2
10	84-181	Screw	2	22	75-456	Washer	2
11	84-566	Screw	2	23	84-566	Screw	2
12	84-571	Screw	1	24	84-363	Screw	2

16. Parts for front knife (EMK) (EMK前×ス装置専用部品)

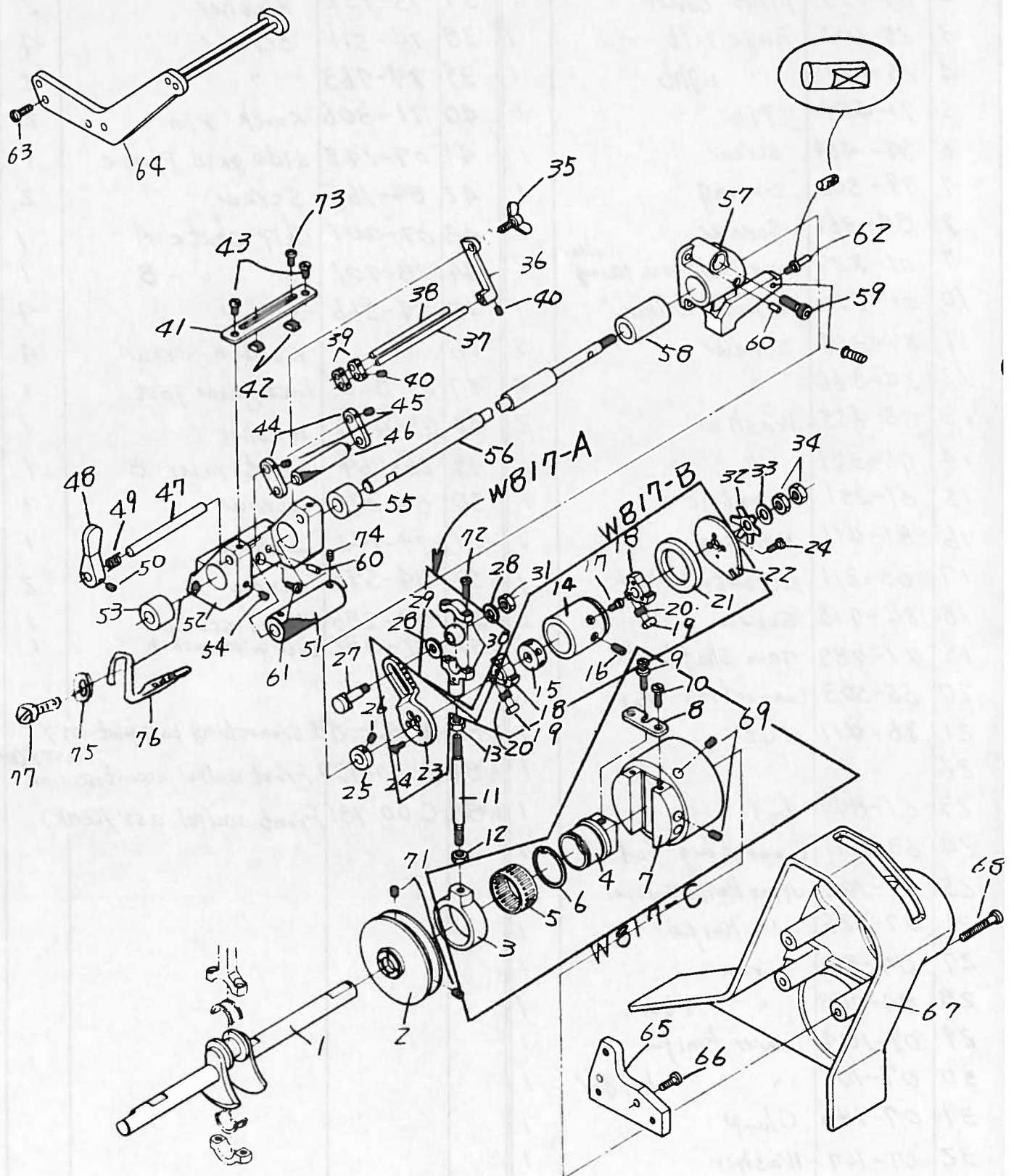


Part No.	Part Name	Part No.	Part Name	Part No.	Part Name
1	Knife body	10	Front plate	19	Front plate
2	Knife body	11	Front plate	20	Front plate
3	Knife body	12	Front plate	21	Front plate
4	Knife body	13	Front plate	22	Front plate
5	Knife body	14	Front plate	23	Front plate
6	Knife body	15	Front plate	24	Front plate
7	Knife body	16	Front plate	25	Front plate
8	Knife body	17	Front plate	26	Front plate
9	Knife body	18	Front plate	27	Front plate
10	Knife body	19	Front plate	28	Front plate
11	Knife body	20	Front plate	29	Front plate
12	Knife body	21	Front plate	30	Front plate
13	Knife body	22	Front plate	31	Front plate
14	Knife body	23	Front plate	32	Front plate
15	Knife body	24	Front plate	33	Front plate
16	Knife body	25	Front plate	34	Front plate
17	Knife body	26	Front plate	35	Front plate
18	Knife body	27	Front plate	36	Front plate
19	Knife body	28	Front plate	37	Front plate
20	Knife body	29	Front plate	38	Front plate
21	Knife body	30	Front plate	39	Front plate
22	Knife body	31	Front plate	40	Front plate
23	Knife body	32	Front plate	41	Front plate
24	Knife body	33	Front plate	42	Front plate
25	Knife body	34	Front plate	43	Front plate
26	Knife body	35	Front plate	44	Front plate
27	Knife body	36	Front plate	45	Front plate
28	Knife body	37	Front plate	46	Front plate
29	Knife body	38	Front plate	47	Front plate
30	Knife body	39	Front plate	48	Front plate
31	Knife body	40	Front plate	49	Front plate
32	Knife body	41	Front plate	50	Front plate
33	Knife body	42	Front plate	51	Front plate
34	Knife body	43	Front plate	52	Front plate
35	Knife body	44	Front plate	53	Front plate
36	Knife body	45	Front plate	54	Front plate

16. Parts for front knife (EMK) (EMK前×ス装置用部品)

Ref No	Part No	Part Name	Qty	Ref No	Part No	Part Name	Qty
1	21-501	Upper cloth plate	1	36	84-521	Screw	2
2	07-135	Front cover	1	37	75-152	Washer	2
3	25-102	Hinge left	1	38	84-511	Screw	4
4	25-101	" right	1	39	84-763	"	2
5	71-401	Pim	1	40	71-306	knock pim	2
6	84-464	screw	1	41	07-148	side guide plate	1
7	79-505	Spring	1	42	84-165	Screw	2
8	84-361	Screw	1	43	07-001	chip chute A	1
9	01-827	Lace guide post fixing ^{Collar}	2	44	28-701	" " B	1
10	01-826	adjust collar	1	45	84-566	screw	4
11	84-314	screw	5	46		Wooden screw	4
12	84-566	"	2	47	01-826	Lace guide post	1
13	75-455	Washer	2	48	75-453	Washer	1
14	75-321	"	1	49	26-764	Front ruler B	1
15	61-251	eccentric	1	50	84-370	screw	1
16	91-411	Bearing	1	51	79-142	Spring	1
17	63-211	Eccentric link	1	52	84-572	screw	2
18	84-715	Screw	2	53	09-286	Hand screw	1
19	71-782	Main shaft BG	1	54	01-832	Lace guide brackets	1
20	65-503	Connecting bar	1				
21	86-411	Nut	1	WB16A	60-383	Connecting ball joint ass'y	
22	"	"	1	WB16B	60-130	Front scalpel eccentric link	assy (EMK)
23	61-841	ball	1	WB16C	00-781	Front scalpel ass'y (EMK)	
24	63-811	Connecting rod	1				
25	07-103	upper knife carrier	1				
26	07-126	" knife	1				
27	84-379	Screw	1				
28	84-788	" Pim	1				
29	07-104	Lower knife	1				
30	07-102	" " holder	1				
31	07-146	Clamp	1				
32	07-147	Washer	1				
33	84-761	Screw	1				
34	07-181	base	1				
35	71-260	Pim	1				

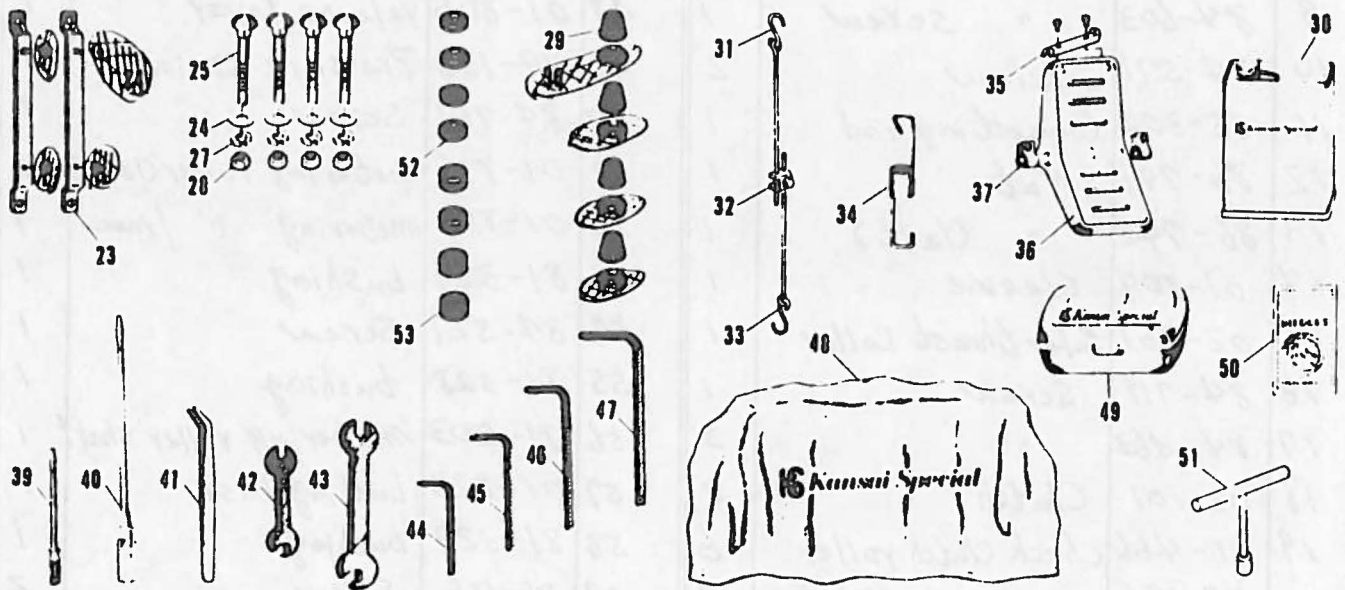
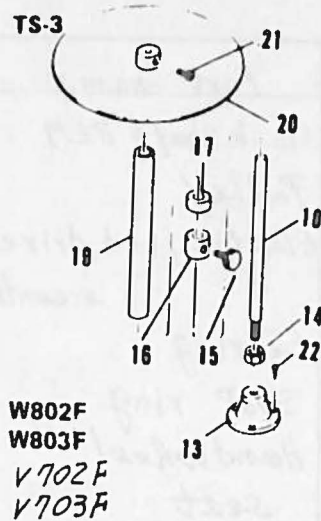
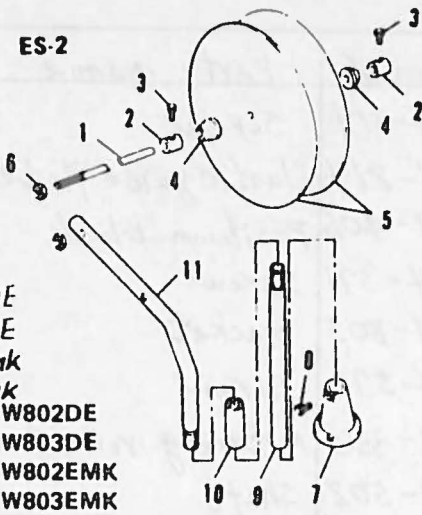
17. Parts for front puller (EMK) (EMK前プラー-装置専用部品)



17. Parts for front puller (EMK) (EMK前アーク-装置専用部品)

Ref No	Part No	Part name	Qty	Ref No	Part No	Part name	Qty
1	71-883	Crank shaft 8EM	1	40	84-314	Screw	5
2	69-209	Pulley	1	41	01-814	Elastic guide plate	1
3	63-203	Elastic feed drive	1	42	19-406	Position block	2
4	61-256	" " eccentric	1	43	84-571	Screw	2
5	91-157	bearing	1	44	01-805	bracket	2
6	93-253	SNAP ring	1	45	84-571	Screw	2
7	69-212	Hand wheel	1	46	01-336	Metering roller (small)	1
8	01-807	seat	1	47	71-502	shaft	1
9	84-603	" screw	1	48	01-806	release lever	1
10	84-571	Screw	2	49	79-158	Pressure spring	1
11	65-304	Connecting rod	1	50	84-761	Screw	1
12	86-741	Nut	1	51	01-811	metering roller (large)	1
13	86-742	" (left)	1	52	01-801	metering " frame	1
14	01-804	sleeve	1	53	81-329	bushing	1
15	02-261	Inter thrust collar	1	54	84-521	Screw	1
16	84-719	Screw	1	55	81-328	bushing	1
17	84-463	"	3	56	71-503	metering roller shaft	1
18	02-101	Clutch	2	57	01-823	bushing base	1
19	71-466	check clutch roller	6	58	81-327	bushing	1
20	79-191	" " spring	12	59	85-186	Screw	2
21	01-808	Brake	1	60	71-306	knock pin	4
22	01-824	Clutch plate	1	61	84-763	Screw	2
23	01-810	Elastic feed crank	1	62	84-388	"	1
24	84-162	screw	6	63	84-566	"	2
25	75-152	Collar	1	64	01-820	Elastic guide	1
26	84-511	Screw	2	65	01-817	Bracket	1
27	01-821	Elastic feed crank pin	1	66	84-363	Screw	2
28	75-381	Washer	2	67	21-411	Elastic feed drive cover	1
29	61-843	ball	1	68	84-579	Screw	3
30	63-211	Elastic feed drive connection	1	69	85-114	"	4
31	86-411	Nut	1	70			
32	79-551	Puller plate spring	1	71	85-114	Screw	2
33	75-451	Washer	1	72	84-567	"	2
34	86-761	Nut	2	73	84-361	"	2
35	87-144	Screw	1	74	84-521	"	2
36	01-834	Elastic guide post lever	1	75	75-455	Washer	1
37	01-830	" " (long)	1	76	45-167	Needle thread guide (EMK)	1
38	01-829	" " (short)	1	77	84-571	Screw	1
39	01-831	" " holder	2	WB17-A	60-377	Elastic feed drive ball joint ass'y	
				WB17-B	00-800	Clutch ass'y	ass'y
				WB17-C	60-126	Elastic feed driving eccentric	

13. Tape stand (テープスタンド)

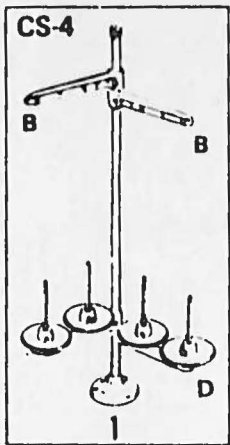


ACCESSORIES

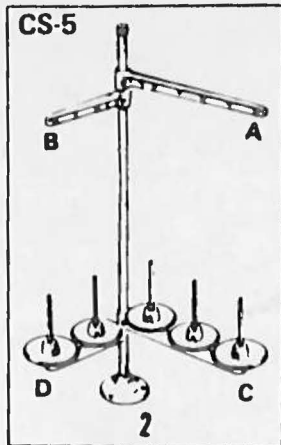
Ref. No.	Part No.	Part Name	Q'ty
1	26-866	Tape reel post	1
2	26-869	Stop collar	2
3	87-156	Hex. bolt	2
4	26-868	Collar	2
5	26-867	Tape reel disc	2
6	88-176	Nut	2
7	26-876	Base	1
8	87-161	Hex. bolt	2
9	26-877	Post A	2
10	26-879	Connecting pipe	1
11	26-878	Post B	1
12			
13	26-856	Base	1
14	88-156	Nut	1
15	87-149	Screw	1
16	26-860	Stop collar	1
17	26-861	Cushion	1
18	26-857	Post B	1
19	26-859	Guide pipe	1
20	26-858	φ 200 tape reel disc	1
21	87-150	Screw	1
22		Wood screw	3
23	25-143	Machine mount bracket	2
24			
25	80-751	Screw	4
26	75-451	Washer M8	4

Ref. No.	Part No.	Part Name	Q'ty
27	75-529	Spring Washer	4
28	88-176	Nut	4
29	31-163	Cushion rubber	4
30			
31	77-006	Tie-rod (upper)	1
32	77-005	Joint (with screw)	1
33	77-007	Tie-rod (lower)	1
34	77-003	Spring	1
35	77-004	Coupling	1
36	77-001	Pedal	1
37	77-002	Pedal stopper	2
38	28-611	Oil TELLESSO 33	1
39	28-461	Screwdriver (small)	1
40	28-452	Screwdriver (large)	1
41	28-011	Tweezers	1
42	28-421	Spanner (small)	1
43	28-422	Spanner (large)	1
44	28-311	Wrench A	1
45	28-312	Wrench B	1
46	28-313	Wrench C	1
47	28-314	Wrench D	1
48	28-021	Machine cover	1
49	28-001	Accessory box	1
50	13	Needle DV43, 62x43 SY3516 SMx1014A (1804D)	1
51	28-464	Wrench T	1
52	23-121	Rubber A	4
53	23-122	Rubber B	4


19. Thread stand (糸立て)



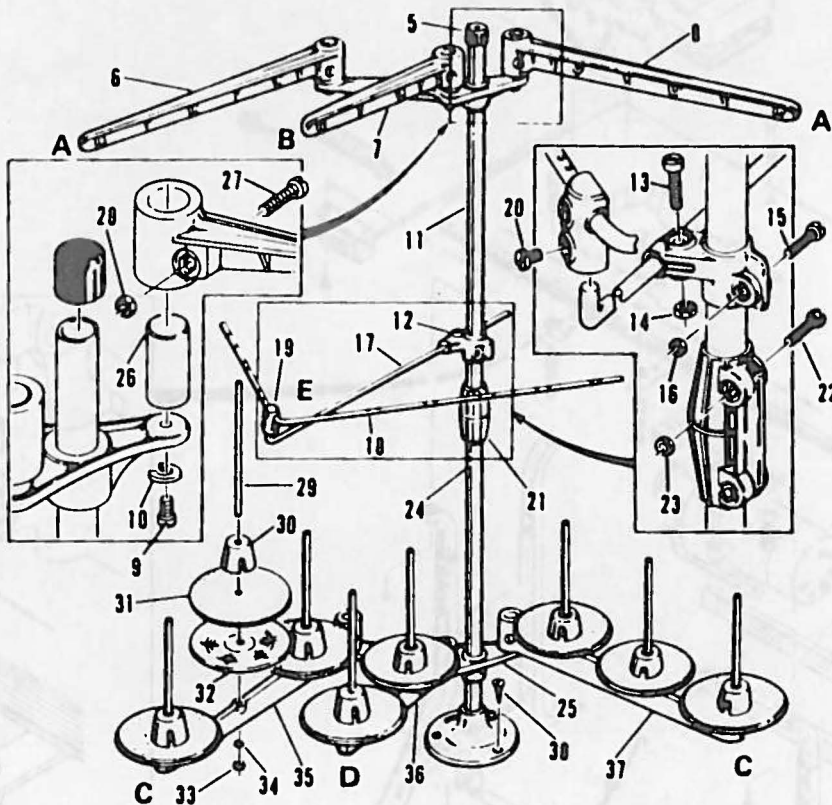
~~DWK-1802~~
W802
V703



~~DWK-1803~~ W803
~~DWK-1843~~
~~DMM-2202~~

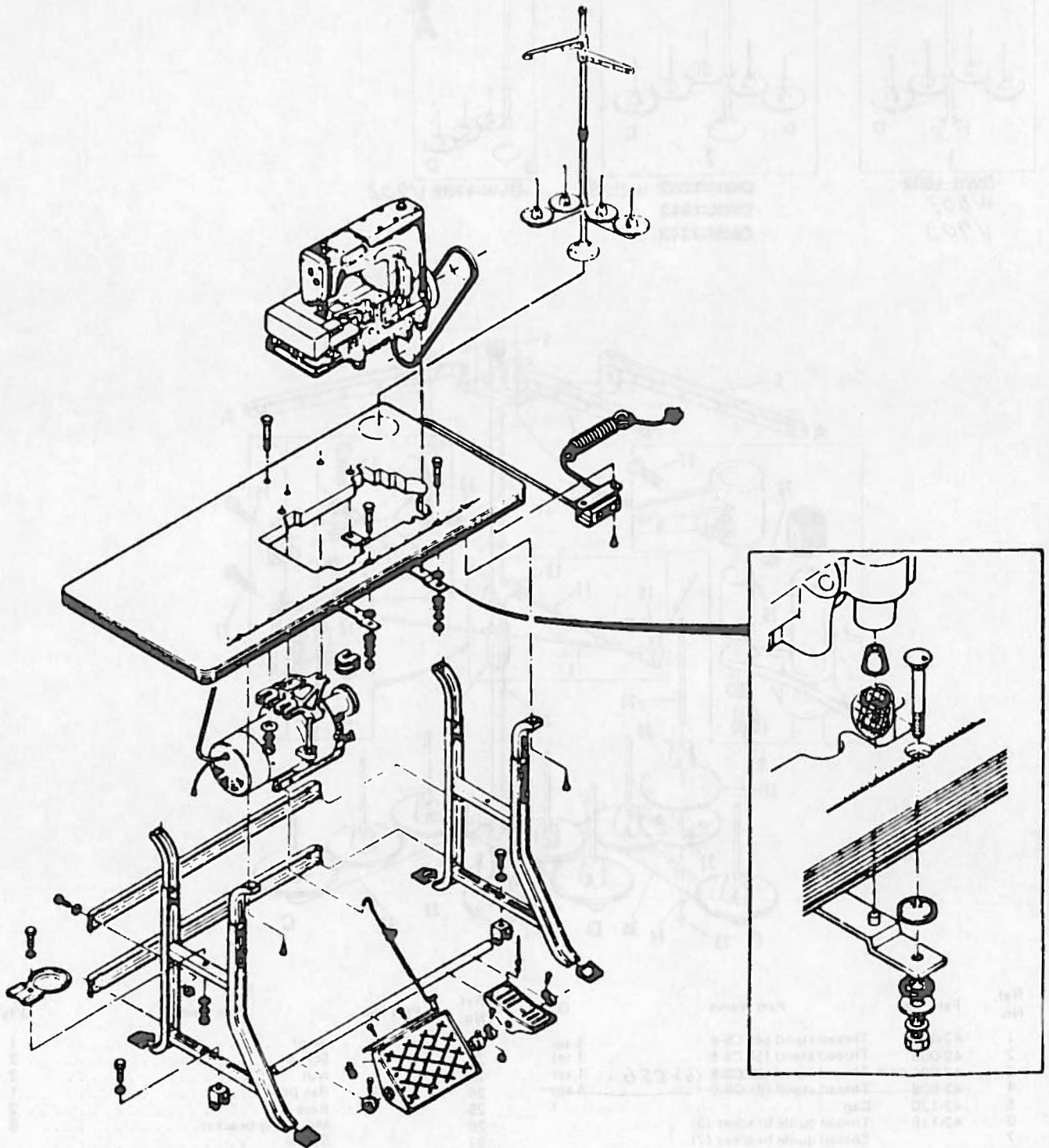


~~DVK-1702~~ V702



Ref. No.	Part No.	Part Name	Q'ty	Ref. No.	Part No.	Part Name	Q'ty
1	42-004	Thread stand (4) CS-4	1 set	21		Joint	1
2	42-005	Thread stand (5) CS-5	1 set	22		Screw	2
3	42-006 003	Thread stand (6) CS-6 (6) CS-6	1 set	23		Nut	2
4	42-008	Thread stand (8) CS-8	1 set	24	42-112	Bar (low)	1
5	42-120	Cap	1	25		Base	2
6	42-116	Thread guide bracket (3)		26		Mounting bracket	6
7		Thread guide bracket (2)		27		Screw	
8		Thread guide bracket (3)		28		Nut	
9		Screw	6	29		Spool pin	
10		Washer	6	30		Spool pin retaining fin	
11	42-113	Bar (upper)	1	31	42-119	Spool mat	
12		Shank	1	32	42-123	Spool tray	
13		Screw	1	33		Nut	
14		Nut	1	34		Washer	
15		Screw	1	35	42-115	Spool pin bracket (3)	
16		Nut	1	36		Spool pin bracket (2)	
17		Thread eyelet guide arm bar	1	37	42-115	Spool pin bracket (3)	
18		Thread eyelet guide	1	38	42-122	Screw	3
19		Joint	1	39			
20		Screw	2	40			

20. Table stand installation diagram (テーブルスタンド据付図)



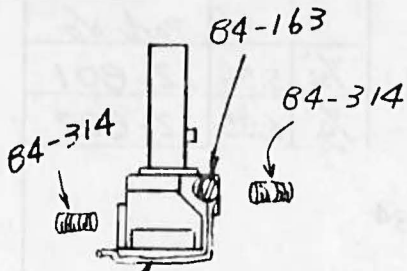
W802-EMK (1/8 ~ 1/4)	V702-EMK (1/8 ~ 1/4)	W803-EMK (1/32 ~ 1/4)	V703-EMK (1/32 ~ 1/4)																		
	<table border="1"> <thead> <tr> <th>$\frac{m}{m}$</th> <th>Part No</th> </tr> </thead> <tbody> <tr> <td>1/8"</td> <td>3.17 12-811</td> </tr> <tr> <td>5/32"</td> <td>3.97 12-812</td> </tr> <tr> <td>3/16"</td> <td>4.76 12-813</td> </tr> <tr> <td>7/32"</td> <td>5.56 12-814</td> </tr> <tr> <td>1/4"</td> <td>6.35 12-815</td> </tr> </tbody> </table>	$\frac{m}{m}$	Part No	1/8"	3.17 12-811	5/32"	3.97 12-812	3/16"	4.76 12-813	7/32"	5.56 12-814	1/4"	6.35 12-815		<table border="1"> <thead> <tr> <th>$\frac{m}{m}$</th> <th>Part No</th> </tr> </thead> <tbody> <tr> <td>7/32"</td> <td>5.56 12-801</td> </tr> <tr> <td>1/4"</td> <td>6.35 12-802</td> </tr> </tbody> </table>	$\frac{m}{m}$	Part No	7/32"	5.56 12-801	1/4"	6.35 12-802
$\frac{m}{m}$	Part No																				
1/8"	3.17 12-811																				
5/32"	3.97 12-812																				
3/16"	4.76 12-813																				
7/32"	5.56 12-814																				
1/4"	6.35 12-815																				
$\frac{m}{m}$	Part No																				
7/32"	5.56 12-801																				
1/4"	6.35 12-802																				
<i>Needle holder (2 needles)</i>		<i>Needle holder (3 needles)</i>																			

	<table border="1"> <thead> <tr> <th>$\frac{m}{m}$</th> <th>Part No</th> </tr> </thead> <tbody> <tr> <td>1/8"</td> <td>3.17 14-728-B</td> </tr> <tr> <td>5/32"</td> <td>3.97 14-738-B</td> </tr> <tr> <td>3/16"</td> <td>4.76 14-748-B</td> </tr> <tr> <td>7/32"</td> <td>5.56 14-758-B</td> </tr> <tr> <td>1/4"</td> <td>6.35 14-768-B</td> </tr> </tbody> </table>	$\frac{m}{m}$	Part No	1/8"	3.17 14-728-B	5/32"	3.97 14-738-B	3/16"	4.76 14-748-B	7/32"	5.56 14-758-B	1/4"	6.35 14-768-B		<table border="1"> <thead> <tr> <th>$\frac{m}{m}$</th> <th>Part No</th> </tr> </thead> <tbody> <tr> <td>7/32"</td> <td>5.56 14-858-B</td> </tr> <tr> <td>1/4"</td> <td>6.35 14-868-B</td> </tr> </tbody> </table>	$\frac{m}{m}$	Part No	7/32"	5.56 14-858-B	1/4"	6.35 14-868-B
$\frac{m}{m}$	Part No																				
1/8"	3.17 14-728-B																				
5/32"	3.97 14-738-B																				
3/16"	4.76 14-748-B																				
7/32"	5.56 14-758-B																				
1/4"	6.35 14-768-B																				
$\frac{m}{m}$	Part No																				
7/32"	5.56 14-858-B																				
1/4"	6.35 14-868-B																				
<i>Needle plate (2 needles)</i>		<i>Needle plate (3 needles)</i>																			

	<table border="1"> <thead> <tr> <th>$\frac{m}{m}$</th> <th>Part No</th> </tr> </thead> <tbody> <tr> <td>1/8"</td> <td>3.17 17-828-B</td> </tr> <tr> <td>5/32"</td> <td>3.97 17-838-B</td> </tr> <tr> <td>3/16"</td> <td>4.76 17-848-B</td> </tr> <tr> <td>7/32"</td> <td>5.56 17-858-B</td> </tr> <tr> <td>1/4"</td> <td>6.35 17-868-B</td> </tr> </tbody> </table>	$\frac{m}{m}$	Part No	1/8"	3.17 17-828-B	5/32"	3.97 17-838-B	3/16"	4.76 17-848-B	7/32"	5.56 17-858-B	1/4"	6.35 17-868-B		<table border="1"> <thead> <tr> <th>$\frac{m}{m}$</th> <th>Part No</th> </tr> </thead> <tbody> <tr> <td>7/32"</td> <td>5.56 17-888-B</td> </tr> <tr> <td>1/4"</td> <td>6.35 17-898-B</td> </tr> </tbody> </table>	$\frac{m}{m}$	Part No	7/32"	5.56 17-888-B	1/4"	6.35 17-898-B
$\frac{m}{m}$	Part No																				
1/8"	3.17 17-828-B																				
5/32"	3.97 17-838-B																				
3/16"	4.76 17-848-B																				
7/32"	5.56 17-858-B																				
1/4"	6.35 17-868-B																				
$\frac{m}{m}$	Part No																				
7/32"	5.56 17-888-B																				
1/4"	6.35 17-898-B																				
<i>Presser foot (2 needles)</i>		<i>Presser foot (3 needles)</i>																			

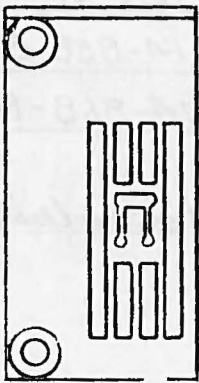
	<p style="text-align: center;"><i>Fixed dog (front)</i> 15-728-B</p>	<p style="text-align: center;"><i>Looper</i> 19-801</p>
<p style="text-align: center;"><i>Fixed dog (rear)</i> 15-756</p>	<p style="text-align: center;"><i>Rear fixed dog holder</i> 51-117</p>	

W802-D (5/32, 1/8")	V702-D (5/32, 1/8")
---------------------	---------------------



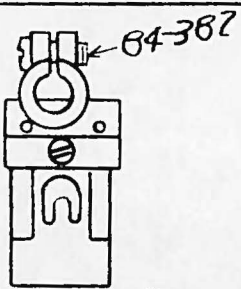

	m/m	Part No
5/32	3.97	12-812
1/8	3.17	12-811

45-234 Needle holder (2 needles)



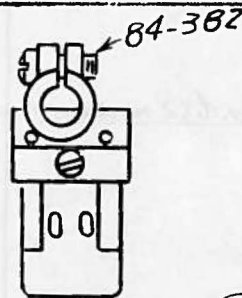
	m/m	Part No
5/32	3.97	14-734-B
1/8	3.17	14-724-B

Needle plate (2 needles)



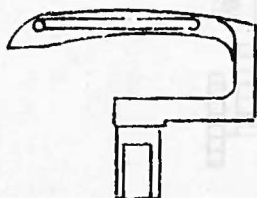
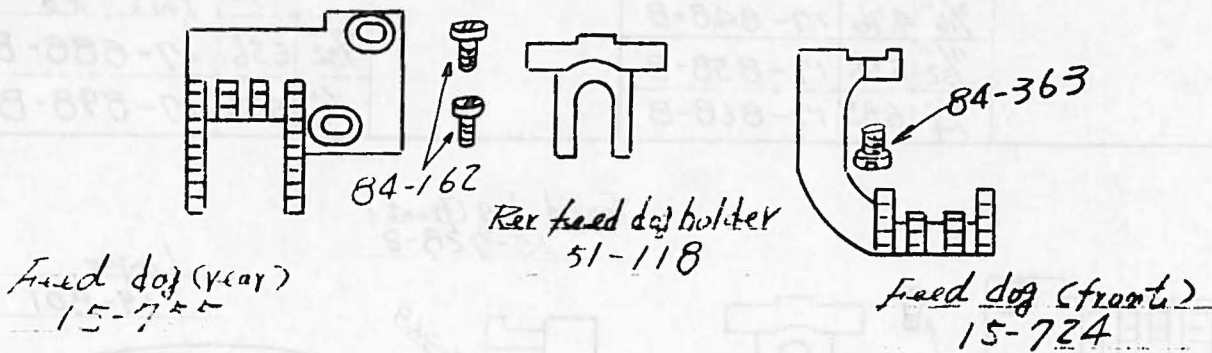
5/32	3.97	17-834
1/8	3.17	17-824

Presser foot (2 needles)



5/32	3.97	17-734
1/8	3.17	17-724

Presser foot (2 needles)



Looper
9-801

W802-D (3/16" ~ 1/4")

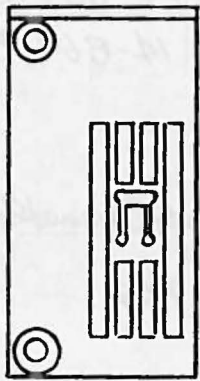
3/16"	4.76	12-813
7/32"	5.56	12-814
1/4"	6.35	

45-234 Needle holder (2 needles)

W803-D (7/32", 1/4")

7/32"	5.56	12-801
1/4"	6.35	12-802

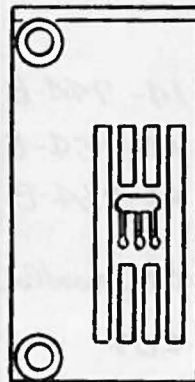
Needle holder (3 needles)



3/16"	4.76	14-744-B
7/32"	5.56	14-754-B
1/4"	6.35	14-764-B

Needle plate (2 needles)

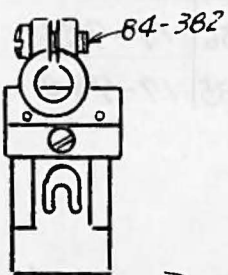
84-464



7/32"	5.56	14-854-B
1/4"	6.35	14-864-B

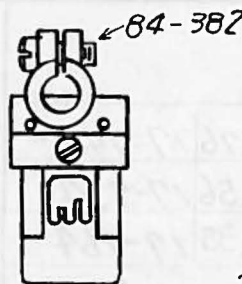
Needle plate (3 needles)

84-464



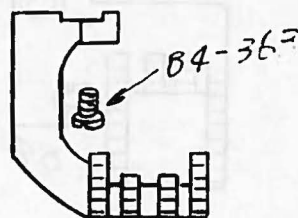
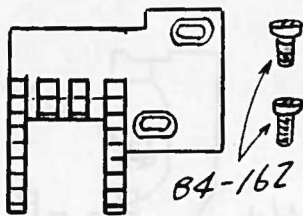
3/16"	4.76	17-844
7/32"	5.56	17-854
1/4"	6.35	17-864

Presser foot (2 needles)



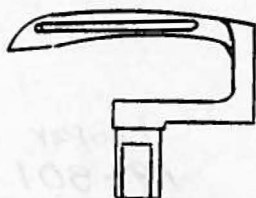
7/32"	5.56	17-884
1/4"	6.35	17-894

Presser foot (3 needles)

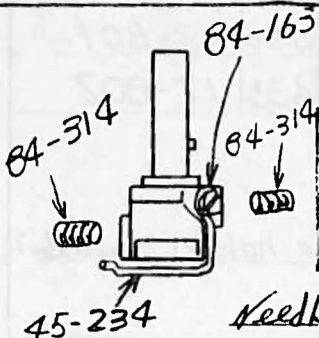
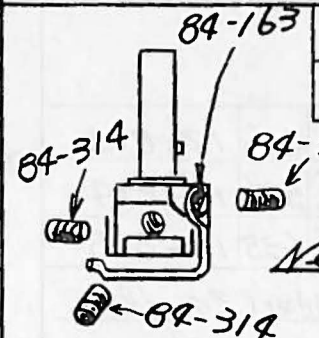
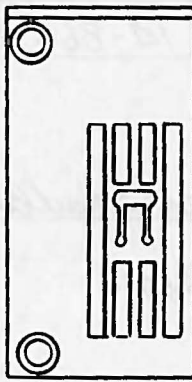
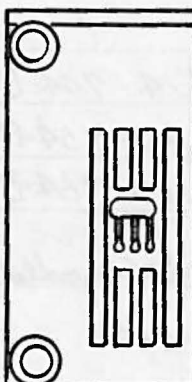


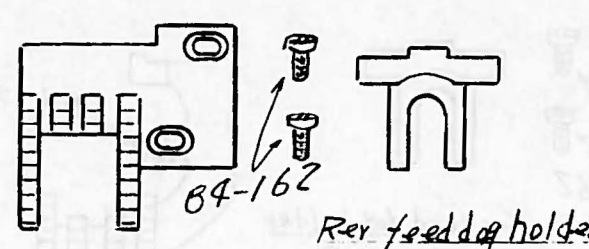
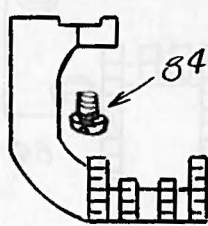
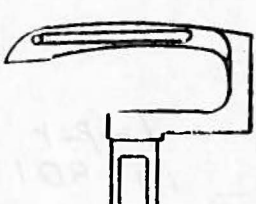


Feed dog (rear)
15-753

Feed dog (front)
15-723



Looper
17-801

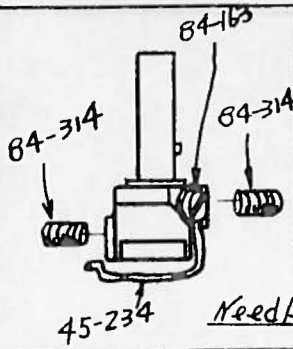
V702-D ($\frac{3}{16}$ " ~ $\frac{1}{4}$ ")	V703-D ($\frac{7}{32}$ " , $\frac{1}{4}$ ")															
 <p>84-163 84-314 45-234 Needle holder (2 needles)</p> <table border="1" style="display: inline-table; margin-left: 100px;"> <tr><td>$\frac{3}{16}$"</td><td>476</td><td>12-813</td></tr> <tr><td>$\frac{7}{32}$"</td><td>5.56</td><td>12-814</td></tr> <tr><td>$\frac{1}{4}$"</td><td>6.35</td><td>12-815</td></tr> </table>	$\frac{3}{16}$ "	476	12-813	$\frac{7}{32}$ "	5.56	12-814	$\frac{1}{4}$ "	6.35	12-815	 <p>84-163 84-314 Needle holder (3 needles)</p> <table border="1" style="display: inline-table; margin-left: 100px;"> <tr><td>$\frac{7}{32}$"</td><td>5.56</td><td>12-801</td></tr> <tr><td>$\frac{1}{4}$"</td><td>6.35</td><td>12-802</td></tr> </table>	$\frac{7}{32}$ "	5.56	12-801	$\frac{1}{4}$ "	6.35	12-802
$\frac{3}{16}$ "	476	12-813														
$\frac{7}{32}$ "	5.56	12-814														
$\frac{1}{4}$ "	6.35	12-815														
$\frac{7}{32}$ "	5.56	12-801														
$\frac{1}{4}$ "	6.35	12-802														
 <p>Needle plate (2 needles)</p> <table border="1" style="display: inline-table; margin-left: 100px;"> <tr><td>$\frac{3}{16}$"</td><td>476</td><td>14-744-B</td></tr> <tr><td>$\frac{7}{32}$"</td><td>5.56</td><td>14-754-B</td></tr> <tr><td>$\frac{1}{4}$"</td><td>6.35</td><td>14-764-B</td></tr> </table> <p>84-464</p>	$\frac{3}{16}$ "	476	14-744-B	$\frac{7}{32}$ "	5.56	14-754-B	$\frac{1}{4}$ "	6.35	14-764-B	 <p>Needle plate (3 needles)</p> <table border="1" style="display: inline-table; margin-left: 100px;"> <tr><td>$\frac{7}{32}$"</td><td>5.56</td><td>14-854-B</td></tr> <tr><td>$\frac{1}{4}$"</td><td>6.35</td><td>14-864-B</td></tr> </table> <p>84-464</p>	$\frac{7}{32}$ "	5.56	14-854-B	$\frac{1}{4}$ "	6.35	14-864-B
$\frac{3}{16}$ "	476	14-744-B														
$\frac{7}{32}$ "	5.56	14-754-B														
$\frac{1}{4}$ "	6.35	14-764-B														
$\frac{7}{32}$ "	5.56	14-854-B														
$\frac{1}{4}$ "	6.35	14-864-B														
 <p>84-382 Presser foot (2 needles)</p> <table border="1" style="display: inline-table; margin-left: 100px;"> <tr><td>$\frac{3}{16}$"</td><td>476</td><td>17-744</td></tr> <tr><td>$\frac{7}{32}$"</td><td>5.56</td><td>17-754</td></tr> <tr><td>$\frac{1}{4}$"</td><td>6.35</td><td>17-764</td></tr> </table>	$\frac{3}{16}$ "	476	17-744	$\frac{7}{32}$ "	5.56	17-754	$\frac{1}{4}$ "	6.35	17-764	 <p>84-382 Presser foot (3 needles)</p> <table border="1" style="display: inline-table; margin-left: 100px;"> <tr><td>$\frac{7}{32}$"</td><td>5.56</td><td>17-784</td></tr> <tr><td>$\frac{1}{4}$"</td><td>6.35</td><td>17-794</td></tr> </table>	$\frac{7}{32}$ "	5.56	17-784	$\frac{1}{4}$ "	6.35	17-794
$\frac{3}{16}$ "	476	17-744														
$\frac{7}{32}$ "	5.56	17-754														
$\frac{1}{4}$ "	6.35	17-764														
$\frac{7}{32}$ "	5.56	17-784														
$\frac{1}{4}$ "	6.35	17-794														
 <p>84-162 Rev feed dog holder 51-118</p>																
<p>Feed dog (rear) 15-753</p>	 <p>84-363 Feed dog (front) 15-723</p>															
 <p>Loofer 19-801</p>																

W802-F
($\frac{3}{16}$, $\frac{7}{32}$, $\frac{1}{4}$)

V702-F
($\frac{3}{16}$, $\frac{7}{32}$, $\frac{1}{4}$)

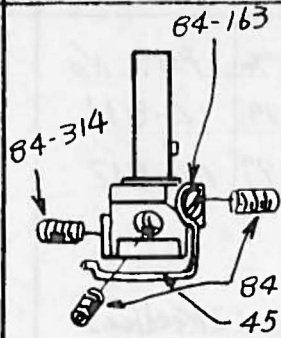
W803-F
($\frac{7}{32}$, $\frac{1}{4}$)

V703-F
($\frac{7}{32}$, $\frac{1}{4}$)



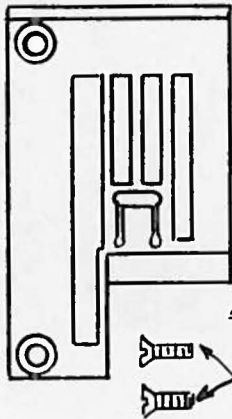
	m/m	Part No
$\frac{3}{16}$ "	4.76	12-813
$\frac{7}{32}$ "	5.56	12-814
$\frac{1}{4}$ "	6.35	12-815

Needle holder (2 needles)



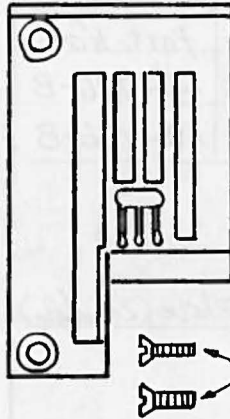
	m/m	Part No
$\frac{7}{32}$ "	5.56	12-801
$\frac{1}{4}$ "	6.35	12-802

Needle holder (3 needles)



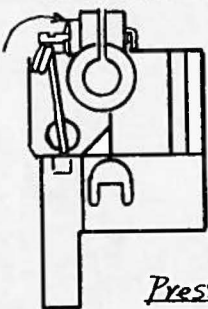
	m/m	Part No
$\frac{3}{16}$ "	4.76	14-746-B
$\frac{7}{32}$ "	5.56	14-756-B
$\frac{1}{4}$ "	6.35	14-766-B

Needle plate (2 needles)



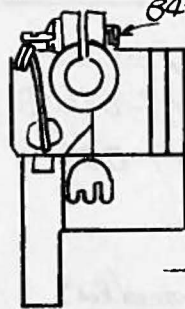
	m/m	Part No
$\frac{7}{32}$ "	5.56	14-856-B
$\frac{1}{4}$ "	6.35	14-866-B

Needle plate (3 needles)



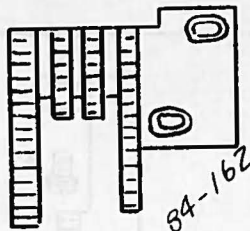
	m/m	Part No
$\frac{3}{16}$ "	4.76	17-846-B
$\frac{7}{32}$ "	5.56	17-856-B
$\frac{1}{4}$ "	6.35	17-866-B

Presser foot (2 needles)




	m/m	Part No
$\frac{7}{32}$ "	5.56	17-886-B
$\frac{1}{4}$ "	6.35	17-896-B

Presser foot (3 needles)

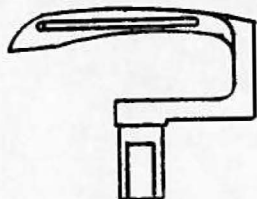


Rear feed dog holder
51-117

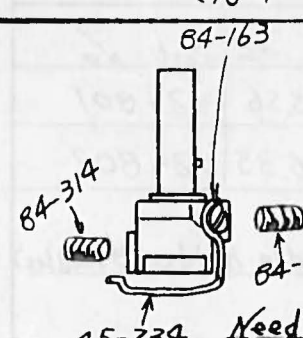
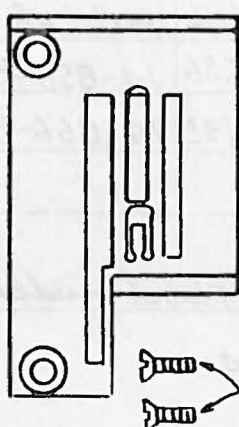
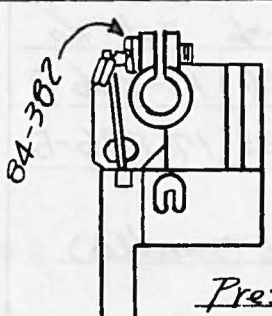
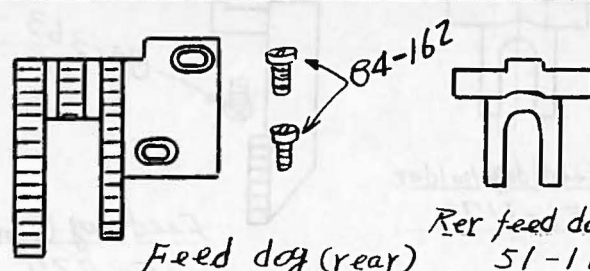
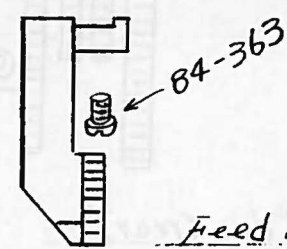
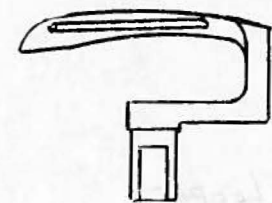


Feed dog (front)
15-727

Feed dog (rear)
15-756

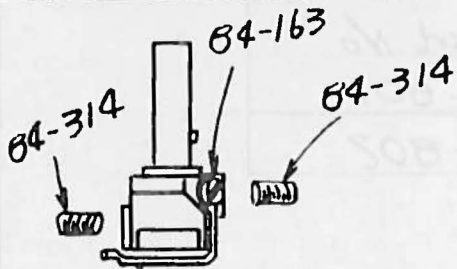


Looper
19-801

<p>W802-F V702-F (1/8" 5/32")</p>										
	<table border="1" style="width: 100%; border-collapse: collapse;"> <thead> <tr> <th style="width: 10%;"></th> <th style="width: 10%;">7/8</th> <th style="width: 10%;">Part No</th> </tr> </thead> <tbody> <tr> <td>1/8"</td> <td>3.17</td> <td>12-811</td> </tr> <tr> <td>5/32"</td> <td>3.97</td> <td>12-812</td> </tr> </tbody> </table> <p style="text-align: center;">45-234 Needle holder (2 Needles)</p>		7/8	Part No	1/8"	3.17	12-811	5/32"	3.97	12-812
	7/8	Part No								
1/8"	3.17	12-811								
5/32"	3.97	12-812								
	<table border="1" style="width: 100%; border-collapse: collapse;"> <thead> <tr> <th style="width: 10%;"></th> <th style="width: 10%;">7/8</th> <th style="width: 10%;">Part No</th> </tr> </thead> <tbody> <tr> <td>1/8"</td> <td>3.17</td> <td>14-726-B</td> </tr> <tr> <td>5/32"</td> <td>3.97</td> <td>14-736-B</td> </tr> </tbody> </table> <p style="text-align: center;">Needle plate (2 needles)</p> <p style="text-align: center;">64-464</p>		7/8	Part No	1/8"	3.17	14-726-B	5/32"	3.97	14-736-B
	7/8	Part No								
1/8"	3.17	14-726-B								
5/32"	3.97	14-736-B								
	<table border="1" style="width: 100%; border-collapse: collapse;"> <thead> <tr> <th style="width: 10%;"></th> <th style="width: 10%;">7/8</th> <th style="width: 10%;">Part No</th> </tr> </thead> <tbody> <tr> <td>1/8"</td> <td>3.17</td> <td>17-826-B</td> </tr> <tr> <td>5/32"</td> <td>3.97</td> <td>17-836-B</td> </tr> </tbody> </table> <p style="text-align: center;">Presser foot (2 needles)</p>		7/8	Part No	1/8"	3.17	17-826-B	5/32"	3.97	17-836-B
	7/8	Part No								
1/8"	3.17	17-826-B								
5/32"	3.97	17-836-B								
	<p style="text-align: center;">Rear feed dog holder 51-117</p> <p style="text-align: center;">Feed dog (rear) 15-756</p>									
	<p style="text-align: center;">Feed dog (front) 15-729</p>									
										
<p>Looper 19-801</p>										

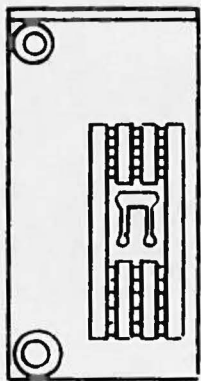
W802-DE (3/16" ~ 1/4")

V702-DE (3/16" ~ 1/4")



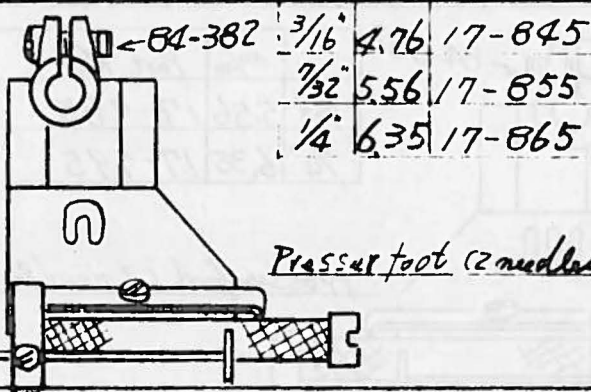

	mm	Part No
3/16"	4.76	12-813
7/32"	5.56	12-814
1/4"	6.35	12-815

45-234 Needle holder (2 needles)



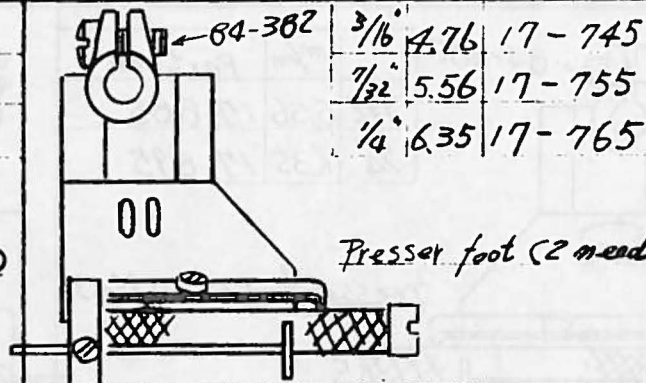
3/16"	4.76	14-745-B
7/32"	5.56	14-755-B
1/4"	6.35	14-765-B

Needle plate (2 needles)



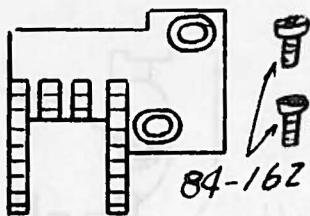
3/16"	4.76	17-845
7/32"	5.56	17-855
1/4"	6.35	17-865

Presser foot (2 needles)



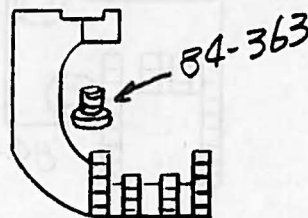
3/16"	4.76	17-745
7/32"	5.56	17-755
1/4"	6.35	17-765

Presser foot (2 needles)

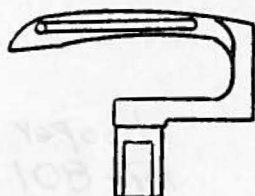


Rear feed dog holder
51-118

Feed dog (rear)
15-753



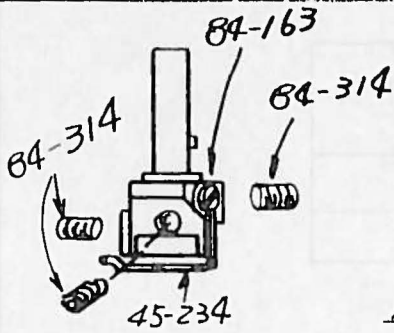
Feed dog (front)
15-723



Loop bar
19-801

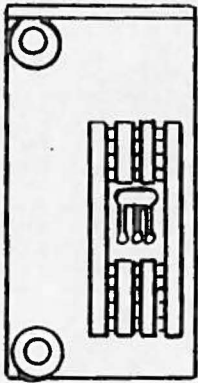
W803-DE (7/32", 1/4")

V703-DE (7/32", 1/4")



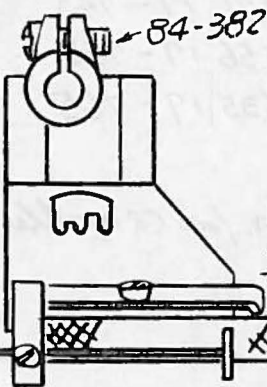
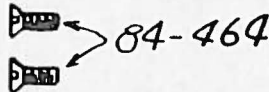
	m/m	Part No
7/32"	5.56	12-801
1/4"	6.35	12-802

Needle holder (3 needles)



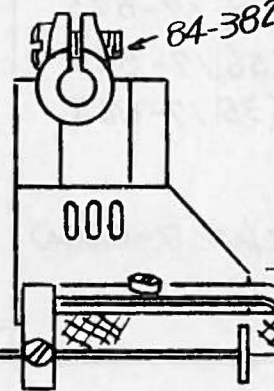
	m/m	Part No
7/32"	5.56	14-855-B
1/4"	6.35	14-865-B

Needle plate (3 needles)



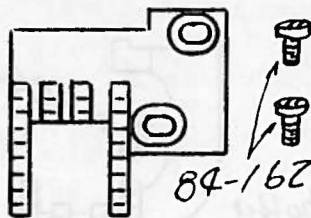
	m/m	Part No
7/32"	5.56	17-885
1/4"	6.35	17-895

Presser foot (3 needles)




	m/m	Part No
7/32"	5.56	17-785
1/4"	6.35	17-795

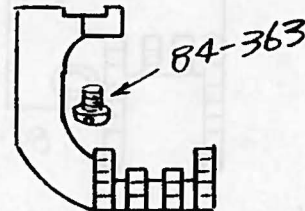
Presser foot (3 needles)



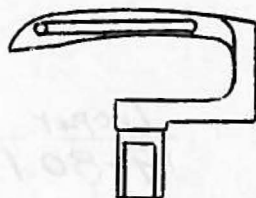
Feed dog (rear)
15-753



Rear feed dog holder
51-118



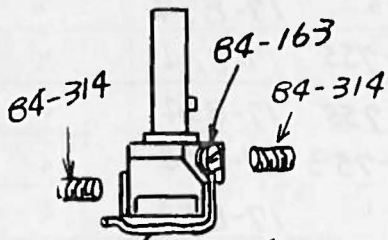
Feed dog (front)
15-723



Looper
19-801

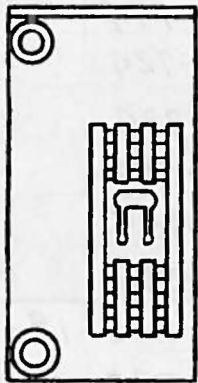
W802-DE (1/8", 5/32")

V702-DE (1/8", 5/32")



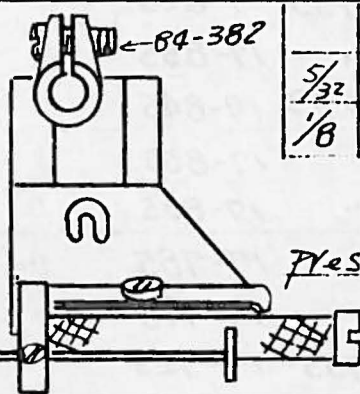

	m/m	Part No
5/32	3.97	12-812
1/8	3.17	12-811

45-234 Needle holder (2 needles)



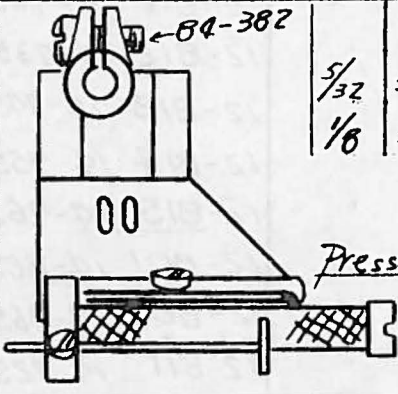
	m/m	Part No
5/32	3.97	14-735-B
1/8	3.17	14-725-B

Needle plate (2 needles)



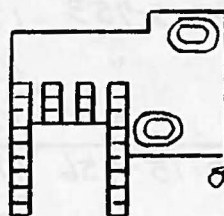
	m/m	Part No
5/32	3.97	17-835
1/8	3.17	17-825

Presser foot (2 needles)



	m/m	Part No
5/32	3.97	17-735
1/8	3.17	17-725

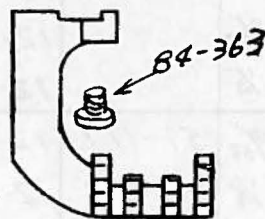
Presser foot (2 needles)



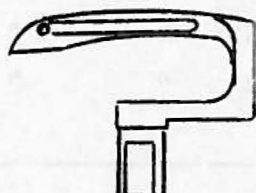
Feed dog (rear)
15-755



Rear feed dog holder
51-118



Feed dog (front)
15-724



Loop
19-801

30. Gauge list(1) (ゲージ表(1))

No	Model	dog holder Rev feed	holder Needle	Plate Needle	(front) Feed dog	(rear) Feed dog	foot Presser	Looper
1	W803D $\frac{7}{32}$ "	51-118	12-801	14-854-B	15-723	15-753	17-884	19-801
2	$\frac{1}{4}$ "	"	12-802	14-864-B	15-723	"	17-894	"
3	W802D $\frac{1}{8}$ "	"	12-811	14-724-B	15-724	15-755	17-824	"
4	$\frac{5}{32}$ "	"	12-812	14-734-B	15-724	15-755	17-834	"
5	$\frac{3}{16}$ "	"	12-813	14-744-B	15-723	15-753	17-844	"
6	$\frac{7}{32}$ "	"	12-814	14-754-B	"	"	17-854	"
7	$\frac{1}{4}$ "	"	12-815	14-764-B	"	"	17-864	"
8	V703D $\frac{7}{32}$ "	"	12-801	14-854-B	"	"	17-784	"
9	$\frac{1}{4}$ "	"	12-802	14-864-B	"	"	17-794	"
10	V702D $\frac{1}{8}$ "	"	12-811	14-724-B	15-724	15-755	17-724	"
11	$\frac{5}{32}$ "	"	12-812	14-734-B	15-724	15-755	17-734	"
12	$\frac{3}{16}$ "	"	12-813	14-744-B	15-723	15-753	17-744	"
13	$\frac{7}{32}$ "	"	12-814	14-754-B	"	"	17-754	"
14	$\frac{1}{4}$ "	"	12-815	14-764-B	"	"	17-764	"
15	W803DE $\frac{7}{32}$ "	51-118	12-801	14-855-B	15-723	15-753	17-885	19-801
16	$\frac{1}{4}$ "	"	12-802	14-865-B	"	"	17-895	"
17	W802DE $\frac{1}{8}$ "	"	12-811	14-725-B	15-724	15-755	17-825	"
18	$\frac{5}{32}$ "	"	12-812	14-735-B	"	"	17-835	"
19	$\frac{3}{16}$ "	"	12-813	14-745-B	15-723	15-753	17-845	"
20	$\frac{7}{32}$ "	"	12-814	14-755-B	"	"	17-855	"
21	$\frac{1}{4}$ "	"	12-815	14-765-B	"	"	17-865	"
22	V703DE $\frac{7}{32}$ "	"	12-801	14-855-B	"	"	17-785	"
23	$\frac{1}{4}$ "	"	12-802	14-865-B	"	"	17-795	"
24	V702DE $\frac{1}{8}$ "	"	12-811	14-725-B	15-724	15-755	17-725	"
25	$\frac{5}{32}$ "	"	12-812	14-735-B	15-724	15-755	17-735	"
26	$\frac{3}{16}$ "	"	12-813	14-745-B	15-723	15-753	17-745	"
27	$\frac{7}{32}$ "	"	12-814	14-755-B	"	"	17-755	"
28	$\frac{1}{4}$ "	"	12-815	14-765-B	"	"	17-765	"
29	V703F W803F $\frac{7}{32}$ "	51-117	12-801	14-856-B	15-727	15-756	17-886-B	19-801
30	$\frac{1}{4}$ "	"	12-802	14-866-B	"	"	17-896-B	"
31	V702F W802F $\frac{1}{8}$ "	"	12-811	14-746-B	15-729	15-758	17-826-B	"
32	$\frac{5}{32}$ "	"	12-812	14-736-B	"	"	17-836-B	"
33	$\frac{3}{16}$ "	"	12-813	14-746-B	15-727	15-756	17-846-B	"
34	$\frac{7}{32}$ "	"	12-814	14-756-B	"	"	17-856-B	"
35	$\frac{1}{4}$ "	"	12-815	14-766-B	"	"	17-866-B	"

31. Gauge list(2) (ゲージ表(2))

No	Model	dog holder	holder	Plate (front) (rear)		foot	Looper	
		Rer feed	Needle	Needle	Feed dog	Feed dog		Presser
1	V703 W803 EMK $\frac{7}{32}$	51-117	12-801	14-858-B	15-728-B	15-756	17-888-B	19-801
2	$\frac{1}{4}$	"	12-802	14-868-B	"	"	17-898-B	"
3	V702 W802 EMK $\frac{1}{8}$	"	12-811	14-728-B	"	"	17-828-B	"
4	$\frac{5}{32}$	"	12-812	14-738-B	"	"	17-838-B	"
5	$\frac{3}{16}$	"	12-813	14-748-B	"	"	17-848-B	"
6	$\frac{7}{32}$	"	12-814	14-758-B	"	"	17-858-B	"
7	$\frac{1}{4}$	"	12-815	14-768-B	"	"	17-868-B	"

No.	Model	Serial No.	Part No.	Part Name	Qty.	Unit Price	Total Price
1	17-0000	17-0000	17-0000	17-0000	1	17-0000	17-0000
2	17-0000	17-0000	17-0000	17-0000	1	17-0000	17-0000
3	17-0000	17-0000	17-0000	17-0000	1	17-0000	17-0000
4	17-0000	17-0000	17-0000	17-0000	1	17-0000	17-0000
5	17-0000	17-0000	17-0000	17-0000	1	17-0000	17-0000
6	17-0000	17-0000	17-0000	17-0000	1	17-0000	17-0000
7	17-0000	17-0000	17-0000	17-0000	1	17-0000	17-0000

MORIMOTO MFG. CO., LTD.

Megalo Coop Fukushima Bldg. (2F),
10-19, Fukushima 2-Chome, Fukushima-ku,
Osaka 553, Japan
Tel: (06) 451-9127 Telex: 05242193 KSPCAL-J

MAIN FACTORY

180, Suna Shijonawate City, Osaka 575, Japan
Tel: (0720) 78-1177

TOKYO OFFICE

24-4, 2-chome, Taito, Taito-ku, Tokyo 110, Japan
Tel: (03) 831-7791 Telex: 2655918 KSTKY

MORIMOTO MFG. (S) CO. PTE. LTD.

18A-23A Block 12, 50 Kallang Bahru,
Kallang Basin Industrial Estate Singapore 12
Tel: 2938856, 2938880 Telex: RS25138 A/B: MMSPL

MORIMOTO MFG. (H.K.) LTD.

C-2 22nd Floor, Pearl City Mansion, Paterson Street, Hong Kong
Tel: 5-771631 Telex: 83919 (MORHK HX)

KANSAI SPECIAL USA CORPORATION

51 Romeo St., Moonachie N.J. 07074 U.S.A.
Tel: 201-460-0350 Telex: 133413 KANSAIUSA MOON